



TOGETHER,  
**WE SHAPE THE FUTURE**  
OF WELDING AND CUTTING.  
**PRODUCT CATALOGUE**



**EDITION No. 11**



As fabricators and fabricators' friends, we do some pretty epic work. And none of it would be possible without each and every one of us – the welders,

**SKYSCRAPERS.** the distributors,  
**MUSCLE CARS.** the engineers,  
**WIND TURBINES.** the tools of  
**OIL RIGS.** the trade.

Across the welding and fabrication world, the skills we have and the everyday work we do varies greatly, but our commitment to that work and to how fabrication moves the world forward is a constant that keeps us all reaching for more.

Together, **we shape the future** of welding and cutting.





## KEEP UP WITH OUR NEWEST SOLUTIONS

We highlight all of our new and recent product launches in our **Launch Magazine**.

Learn about ESAB solutions engineered to deliver multi-voltage flexibility, superior multi-process arc control, lower consumables cost, user-friendly operation and more.

Visit [esab.com/launchmagazine](http://esab.com/launchmagazine) to subscribe today.



### VISIT OUR WEBSITE FOR MORE INFORMATION ON:

- WELDING AUTOMATION
- CUTTING AUTOMATION
- MIG TORCH CONSUMABLES
- FILLER METALS
- MANUAL PLASMA
- PPE

### FIND A DISTRIBUTOR

Looking for a product or ready to purchase?  
Visit [esab.com](http://esab.com) to find an ESAB distributor in your area.

## PRODUCT CATEGORIES

MIG & MULTI-PROCESS MACHINES .....	9
WIRE FEEDERS .....	31
MMA/TIG MACHINES .....	45
TORCHES & ARC ACCESSORIES.....	59
PLASMA CUTTING .....	77

## STAY CONNECTED



[esab.com](http://esab.com)



[facebook.com/esabglobal](https://facebook.com/esabglobal)



[@esabweldingcutting](https://instagram.com/esabweldingcutting)



[twitter.com/esabglobal](https://twitter.com/esabglobal)



[linkedin.com/company/esab](https://linkedin.com/company/esab)



[youtube.com/esabweb](https://youtube.com/esabweb)

# // ARC WELDING EQUIPMENT





EMP 255iC

A  
223

V  
28.0

The ESAB logo is printed on the yellow side panel of the welding power source. It features the word "ESAB" in a bold, black, sans-serif font, enclosed within a stylized black parallelogram shape.

8

## CONTENTS

Arc Welding Processes.....	6
----------------------------	---

### MIG/MULTI-PROCESS MACHINES

Rebel™ EMP 205ic AC/DC & EMP 215ic.....	9
Rebel™ EMP 235ic & EMP 320ic.....	10
Rebel™ Series Accessories & Features.....	11
Fabricator EM 401i & 501i.....	13
Warrior™ 400i & 500i CC/CV.....	15
Warrior™ CC/CV Accessories.....	17
Warrior™ 750i CC/CV.....	18
Aristo® 500ix.....	19
Aristo® 500ix Accessories.....	20
Aristo® Mig 4004i Pulse.....	21
Aristo® Mig 5000i & U5000i.....	22
Aristo® Mig 4004i Pulse & 5000i/U5000i Accessories.....	23
Origo™ Mig C170, C200 & C250.....	25
Origo™ Mag C171.....	25
Origo™ Mig C280 PRO & C340 PRO.....	26
Caddy® Mig C160i, C200i.....	27

### WIRE FEEDERS

RobustFeed PRO.....	31
RobustFeed Pulse, U6 & U82.....	32
Warrior™ YardFeed 200.....	33
Aristo® & Origo® YardFeed 200/2000.....	33
Warrior™ Feed 304.....	34
Aristo® Feed 3004.....	35
Wire Feeder Control Panels.....	36
Aristo® U8 <sub>2</sub> Controller.....	37
Aristo® SuperPulse™.....	38
Wire Feeder Connection Cable Sets.....	39
Wire Feeder Accessories.....	40
Wire Feeder Wear & Spare Parts.....	42

### MMA/TIG MACHINES

Rogue ES 150i, 180i, 180i PRO, 200i PRO.....	45
Rogue ET 180i, 200i PRO.....	46
Renegade™ ES 300i & ET 300i/300iP.....	47
Renegade™ ES 300i & ET 300i/300iP Accessories.....	48
Caddy® Arc 151i, 201i, 251i.....	49
Caddy® Arc Accessories.....	50
Caddy® Arc Control Panels.....	50
Caddy® Tig 1500i & 2000i.....	51
Caddy® Tig 2200i AC/DC.....	52
Aisto® Tig 4000iw.....	53
Origo™ Tig 3000i AC/DC.....	54
Origo™ Tig 4300iw AC/DC.....	54
TIG Control Panels.....	55
Heliarc™ 281i & 353i AC/DC.....	57
Heliarc™ 281i & 353i AC/DC Accessories.....	58

### MIG & TIG TORCHES

MXL MIG Torches.....	59
MXL Wear Parts.....	59
MXL Spare Parts.....	61
PSF MIG Torches.....	62
PSF Wear Parts.....	61 & 62
MXH Push-pull MIG Torches.....	64
PSF Fume-extraction MIG Torches.....	64
SR-B TIG Torches.....	65
SR-B TIG Wear Parts.....	66
TXH™ to SR-B Replacement list.....	69
XCT-B TIG Torches.....	70

### ARC ACCESSORIES

Remote Controls Digital.....	71
Remote Controls Analog.....	71
Trolleys.....	73
Cooling Units and Autotransformers.....	75

### PLASMA CUTTING EQUIPMENT

HandyPlasma 35i & 45i.....	77
Cutmaster 40.....	78
Cutmaster 60i.....	79
Cutmaster 80.....	81
Cutmaster 100.....	82
Cutmaster 120.....	83
1Torch SL60 / SL60QD / SL100.....	84
Plasma Torches PT-37 / PT-38 / PT-39 / PT-26.....	85
Notes.....	88

## Arc Welding Processes

### Gas Metal Arc Welding (GMAW, MIG)



This most flexible metal joining process involves an arc established between the workpiece and a wire electrode, which is continuously fed by a wire feeder through a torch.

The arc continuously melts the electrode to form the weld puddle.

An appropriate gas or gas mixture shields the weld area from atmospheric contamination.

The GMAW process has the advantages of high deposition rates, speed, excellent weld quality, minimal distortion of the workpiece, and no stub loss.

GMAW applications include several distinct process variations. Selection depends largely on the workpiece thickness and welding position:

#### Short Circuiting (Short Arc, Dip Transfer)

Involves a small fast-freezing weld puddle. Metal is transferred from the electrode to the puddle by repeated short circuits. Small diameter wires are used and the process operates at low currents and voltages. Short arc is used for welding thin gauge metals in all positions and for vertical and overhead welding of heavier sections.

#### Spray Arc

Electrode metal is transferred to the weld puddle as discrete droplets. Deposition rate is high and there is little or no spatter. With solid wire, the technique is used for 1/8 in. (3.2 mm) and thicker workpieces and for downhand welding.

#### Pulsed Spray Arc

The welding current is varied rapidly between a high and a low value. Metal is transferred to the work only during the high current period. The high peak current provides excellent arc stability. The period of low current maintains the arc and reduces the average current, making it possible to weld thinner gauge materials and to weld in all positions using larger sized wire electrodes than otherwise possible.

#### Cored Wire (FCAW, MCAW)

The electrode is fabricated from strip, enclosing a core of flux and metal which protects and refines the weld puddle and controls bead shape. Some cored wires can be used without external shielding gas. Smaller diameter wires can be used for all position welding. The addition of fluxing, alloy and slag-forming materials often allows high deposition rates, higher welding speeds and improved all-position capability compared with solid wires. This makes cored wire the material of choice in many high-production applications.

### Shielded Metal Arc Welding (SMAW, MMA)



In this first practical arc welding process, the arc is established between a wire rod and the workpiece. The rod is coated with materials, which generate a gas and form a slag to protect the weld puddle and the solidifying weld metal from the atmosphere.

The coating may also supply alloying and refining ingredients, and the slag may help shape the weld bead, especially in vertical and overhead applications.

Electrodes are available for welding most carbon, low alloy, and stainless steels, some non-ferrous metals, and a wide range of maintenance and repair applications.

Light-duty work is often done with AC power from low cost transformers; production work usually involves DC power from heavy-duty rectifiers.

### Gas Tungsten Arc Welding (GTAW, TIG)



Introduced by ESAB, the GTAW process produces welding heat from an arc between a non-consumable tungsten electrode and the workpiece. An inert gas, usually Argon, shields the arc and the workpiece.

Welding consumables, if used, are added separately. Because the process uses totally inert shielding gas, welds of the highest quality are produced, and almost any metal can be welded.

#### Additional Technical Information

ESAB Technical Service Representatives are available to answer your questions. We also recommend that you take advantage of a series of handbooks published by ESAB which provide excellent guidance on the use of the arc welding processes.

In addition, there are references from other sources which can be very helpful in achieving the best possible results.

Contact your local ESAB representative to find out more.

# SELECT THE IDEAL **REBEL** TO SUIT YOUR **APPLICATION.**

**This selection guide will assist in choosing the right machine to meet your requirements. Consider the questions below and find the corresponding information next to each machine.**

## **What input voltage is available at the job site?**

Single phase (1ph) works well for 0.8 – 1.0 mm wire applications and short welds with 1.2 mm flux-cored wire. For 1.2 mm wire applications and higher duty cycles, a three phase system would be more suitable.

## **Where will the machine predominantly be used?**

For field work, consider one of the machines designed for 5 kg spools (200 mm). For workshops with higher wire consumption choose a machine capable of 18 kg spools (300 mm).





## **What output power level is required?**



Choosing a machine with higher output power will allow the use of thicker wires and flux-cored wires in a production environment.

## **Working with thin sheet metal?**



Consider selecting the Rebel EMP 205ic AC/DC for the additional TIG capabilities. AC Frequency up to 400 Hz for increased focus of the arc and DC Pulse TIG for greater heat control even on thin materials.




	EMP 205ic AC/DC			EMP 215ic	
	For additional TIG capabilities			For maximum portability	
Input voltage	Single phase (1ph) 110V - 230V			Single phase (1ph) 110V - 230V	
Output power	<b>MIG</b>	<b>MMA</b>	<b>AC/DC (TIG)</b>	205A @ 25%	
	205A @ 25%	170A @ 25%	205A @ 25%		
Maximum output	235A			235A	
Spool size	200 mm			200 mm	
Weight	25.5 kg (portable)			18.6 kg (portable)	
Drive system	2-wheel, 11.9 m/min wire feed speed			2-wheel, 11.9 m/min wire feed speed	
Wire type and dimensions	Mild steel	0.6 - 1.0 mm		Mild steel	0.6 - 1.0 mm
	Stainless steel	0.8 - 1.2 mm		Stainless steel	0.8 - 1.2 mm
	FCW	0.8 - 1.2 mm		FCW	0.8 - 1.2 mm
	Aluminium	1.0 - 1.2 mm		Aluminium	1.0 - 1.2 mm
					










EMP 235ic		EMP 320ic	
For workshops with single phase power		For production welding with solid and flux-cored wires	
Single phase (1ph) 110V - 230V		Three phase (3ph) 360V - 440V	
230A @ 25%		320A @ 40%	
250A		350A	
200 - 300 mm		200 - 300 mm	
28.6 kg		31.4 kg	
2-wheel, 17.8 m/min wire feed speed		4-wheel, 20.3 m/min wire feed speed	
Mild steel	0.6 - 1.0 mm	Mild steel	0.8 - 1.4 mm
Stainless steel	0.8 - 1.0 mm	Stainless steel	0.8 - 1.4 mm
FCW	0.8 - 1.2 mm	FCW	0.8 - 1.6 mm
Aluminium	1.0 - 1.2 mm	Aluminium	1.0 - 1.4 mm
			

## Rebel™ EMP 205ic AC/DC & EMP 215ic Portable, true all-process welding system



[esab.com/rebel](http://esab.com/rebel)

EMP 205ic AC/DC



- True All-Process – excellent performance on MIG, Flux-Cored, MMA (including 6010 electrodes), DC TIG and AC TIG (EMP 205ic) industrial applications
- EMP 205ic AC/DC includes advanced AC TIG Features like High Frequency Starts, Frequency Adjustment up to 400 Hz, Expanded Balance & Offset Control and Dual Current. DC TIG also offers a Pulse Mode to 500 Hz
- sMIG Technology - exclusive sMIG (“smart MIG”) feature continuously learns and adapts to the operator’s welding technique to provide a stable arc and superior, repeatable welds; increases productivity for the experienced welder, and reduces training time for novice welders
- Unique, five-handle roll cage industrial design and unibody steel construction in a lightweight, highly portable unit
- TFT Multilingual Display with 4 programmable memory locations for each process, trim adjustment, inductance control, pre/post flow control and spot weld setting
- Rebel Series models come ready-to-weld out of the box with Professional Grade accessories

MULTI-PROCESS machines

EMP 215ic



### Ordering Information

Rebel EMP 205ic AC/DC, CE Multi-Process Package	0700300998
Rebel EMP 215ic Multi-Process Package	0700300985

*Rebel EMP 205ic AC/DC Package includes power source with 3 m mains cable and plug, MXL 201 MIG torch 3 m, SR-B 26 TIG torch w. accessories (3 collet 1.6-3.2 mm, 3 collet body 1.6-3.2 mm, 1 long back cap, 3 ceramic nozzles and 3 gold tungstens 1.6-3.2 mm), return cable and clamp 3 m, gas hose with quick connector 4.5 m, drive rolls for 0.6, 0.8 and 1.0 mm wire, guide tubes for 0.6, 0.8, 1.0 and 1.2 mm wire, thickness gauge tool.*

*Rebel EMP 215ic Package includes power source with 3 m mains cable and plug, MXL 201 MIG torch 3 m, welding cable with electrode holder 3 m, 5 kg OK Aristorod 12.50, 0.8 mm wire, return cable and clamp 4.5 m, gas hose with quick connector 4.5 m, drive rolls, contact tips and guide tubes for 0.6, 0.8 and 1.0 mm wire, thickness gauge tool.*

### Rebel EMP 205ic AC/DC Specifications

Input Voltage	Input Current Draw	Setting Range	Wire Feed Speed	Rated kVA	MIG Voltage Range	
120/230 VAC 1 ph ± 10%, 50/60 Hz	30 A (29.6 A) @ 25% Duty Cycle	5 – 235 A	2.0 – 11.9 m/min	4.98 kVA (> 7 kVA generator)	12 – 26 V	
Welding Output				AC TIG Functionality		DC Pulse
MIG (GMAW) 205 A/24.3 V @ 25% Duty Cycle 150 A/21.5 V @ 40% Duty Cycle 125 A/20.3 V @ 60% Duty Cycle 110 A/19.5 V @ 100% Duty Cycle	TIG (GTAW) 205 A/18.2 V @ 25% Duty Cycle 125 A/15.0 V @ 60% Duty Cycle 110 A/14.4 V @ 100% Duty Cycle	MMA (SMAW) 170 A/27.2 V @ 25% Duty Cycle 125 A/25.0 V @ 60% Duty Cycle 100 A/24.0 V @ 100% Duty Cycle	Balance Range Frequency Range Offset Range	60 – 90% 25 – 400 Hz Max set A to min set A -10A	1 – 500 Hz	
Open Circuit Voltage	Power Factor @ Max Current	Efficiency @ Max Current	Mains Cable Length	Protection Class	Dimensions L x W x H	Weight
68 V	0.98	83%	1.8 m	IP23S	584 x 229 x 406 mm	25.5 kg

### Rebel EMP 215ic Specifications

Input Voltage	Setting Range	Supply Voltage Range	Wire Feed Speed	Rated kVA	MIG Voltage Range	Open Circuit Voltage
120/230 VAC 1 ph ± 10%, 50/60 Hz	5 – 150 A (120 V) 5 – 240 A (230 V)	90 – 270 VAC	2.0 – 11.9 m/min	4.5 kVA (120 V) 7 kVA (230 V)	12 – 26 V	68 V
Welding Output				Wire Diameter		
MIG (GMAW) 130 A/20.5 V (120 V) @ 20% Duty Cycle 205 A/24.3 V (230 V) @ 25% Duty Cycle	TIG (GTAW) 130 A/15.2 V (120 V) @ 40% Duty Cycle 180 A/17.2 V (230 V) @ 30% Duty Cycle	MMA (SMAW) 90 A/23.6 V (120 V) @ 40% Duty Cycle 180 A/27.2 V (230 V) @ 25% Duty Cycle	Mild Steel Stainless FCW Aluminium	0.6 – 1.0 mm 0.8 – 1.2 mm 0.8 – 1.2 mm 1.0 – 1.2 mm		
Maximum Output	Max Plate Thickness	Supply Plug	Protection Class	Dimensions L x W x H	Weight	
235 A	9.5 mm	230 V, 16A plug	IP23S	584 x 229 x 406 mm	18.2 kg	

# Rebel™ EMP 235ic, & EMP 320ic

Industrial, multi-process packages



[esab.com/rebel](http://esab.com/rebel)

EMP 235ic



EMP 320ic



- True Multi-Process – excellent performance on MIG, TIG and MMA
- Weighing in at 28.6kg and 31.4 kg, the machines can be lifted manually or transported on a trolley to provide unmatched mobility
- A high duty cycle combined with a robust 4-wheel wire feed system offers both high speed and torque, making it the perfect tool for the most demanding jobs
- Full MMA performance with electrodes up to 5 mm and excellent Lift TIG performance with adjustable pre/post gas flow and weld current ramp up/down
- Two gas inlets, one for MIG and one for TIG where both can be connected simultaneously. Built in TIG gas solenoid valve on the front of the machine eliminating the need for a manual valve on the TIG torch

MULTI-PROCESS machines

### Ordering Information

Rebel EMP 235ic Multi-Process Package	0700300989
Rebel EMP 320ic Multi-Process Package, no torch	0700300991
Rebel EMP 320ic Multi-Process Package incl. PSF 315 3 m	0700303883
Rebel EMP 320ic Multi-Process Package incl. PSF 315 4 m	0700303884

*Rebel EMP 235ic Package includes power source with 3 m mains cable and plug, MXL 271 MIG torch 3 m, welding cable with electrode holder 3 m, return cable and clamp 4.5 m, gas hose with quick connector 4.5 m, drive rolls, contact tips and guide tubes for 0.6, 0.8 and 1.0 mm wire, thickness gauge tool.*

*Rebel EMP 320ic Package includes power source with 3 m mains cable and plug, return cable and clamp 4.5 m, gas hose with quick connector 4.5 m, drive rolls for 0.8, 1.0 and 1.2 mm wire, guide tubes for 0.8, 1.0 and 1.2 mm wire, thickness gauge tool.*

### Rebel EMP 235ic Specifications

Input Voltage	Setting Range	Wire Feed Speed	Rated kVA	MIG Voltage Range	Open Circuit Voltage	
120/230 VAC 1 ph ± 10%, 50/60 Hz	5 – 150 A (120 V) 5 – 250 A (230 V)	2.0 – 17.8 m/min	4.5 kVA (120 V) 7 kVA (230 V)	14.8 – 26 V	68 V	
Welding Output				Wire Diameter		
MIG (GMAW) 100 A/19 V (120 V) @ 40% Duty Cycle 195 A/24 V (230 V) @ 40% Duty Cycle	TIG (GTAW) 130 A/15.2 V (120 V) @ 40% Duty Cycle 240 A/19.6 V (230 V) @ 40% Duty Cycle	MMA (SMAW) 85 A/23.4 V (120 V) @ 40% Duty Cycle 210 A/28.4 V (230 V) @ 25% Duty Cycle		Mild Steel Stainless FCW Aluminium	0.6 – 1.0 mm 0.8 – 1.0 mm 0.8 – 1.2 mm 1.0 – 1.2 mm	
Maximum Output	Max Plate Thickness	Supply Plug	Mains Cable Length	Protection Class	Dimensions L x W x H	Weight
250 A	12.7 mm	230 V, 16A plug	3 m	IP23S	673 x 292 x 495 mm	28.6 kg

### Rebel EMP 320ic Specifications

Input Voltage	Setting Range	Wire Feed Speed	Supply Voltage Range	MIG Voltage Range	Open Circuit Voltage	
400 VAC 3 ph ± 10%, 50/60 Hz	5 – 350 A (EMP 320ic)	2.0 – 20.3 m/min	360 – 440 VAC	14.8 – 34 V	68 V	
Welding Output			Wire Diameter			
	MIG (GMAW)	TIG (GTAW)	MMA (SMAW)			
	320 A/23 V @ 40% Duty Cycle 265 A/27 V @ 60% Duty Cycle 200 A/24 V @ 100% Duty Cycle	320 A/23 V @ 40% Duty Cycle 265 A/21 V @ 60% Duty Cycle 200 A/19 V @ 100% Duty Cycle	300 A/32 V @ 40% Duty Cycle 255 A/30 V @ 60% Duty Cycle 180 A/27 V @ 100% Duty Cycle	EMP 320ic	Mild Steel/Stainless FCW Aluminium	0.8 – 1.4 mm 0.8 – 1.6 mm 1.0 – 1.4 mm
Maximum Output	Max Plate Thickness	Supply Plug	Mains Cable Length	Protection Class	Dimensions L x W x H	Weight
350 A (EMP 320ic)	12.7 mm	CEE16A plug	3 m	IP23S	673 x 292 x 495 mm	31.4 kg

## Rebel™ Series Accessories

Options & Accessories		EMP 205ic AC/DC EMP 215ic	EMP 235ic	EMP 320ic
0700300869	TIG Torch ET17v, 4 m (8 pin connection)	■ (EMP 215ic)		
0700025580	SR-B 26 TIG Torch, Gas, OKC50, 4 m	■ (EMP 205ic AC/DC)	■	■
0700025581	SR-B 26 TIG Torch, Gas, OKC50, 8 m	■ (EMP 205ic AC/DC)	■	■
0700025589	SR-B 26FX-R TIG Torch, Gas, OKC50, flex head, remote, 4 m	■ (EMP 205ic AC/DC)	■	■
0700025590	SR-B 26FX-R TIG Torch, Gas, OKC50, flex head, remote, 8 m	■ (EMP 205ic AC/DC)	■	■
W4014450	TIG Foot Control incl. 4,5 m cable	■	■	■
0700025030	PSF 315 3 m (for FCW 1.2 mm)			■
0700025220	MXL 201 3 m	■		
0700025230	MXL 271 3 m (for FCW 1.2 mm)	■	■	
0700300872	2-wheel trolley	■	■	■
0349313500	4-wheel trolley	■	■	■
0700006900	Electrode Holder, Handy 200 A with 25 mm <sup>2</sup> , 3 m, OKC50	■	■	■
<b>For welding aluminium with MXL 271</b>				
0367556004	Drive roll for Aluminium 0,8 and 1,2 mm U-groove	■	■	
0464598880	Aluminium outlet tube kit	■	■	
0700200091	PTFE liner for Aluminium 0,8 –1,2 mm wire	■	■	
<b>For welding aluminium with PSF 315</b>				
0366550884	PTFE liner, 3m for 1,0 mm wire			■
0366550886	PTFE liner, 3m for 1,2 mm wire			■
0369557006	Drive roll U-groove for 1,0/1,2 mm wire			■
0464659880	PTFE Outlet Guide Tube for 1,0 mm wire			■
0464660880	PTFE Outlet Guide Tube for 1,2 mm wire			■
0558102643	Center Guide Tube			■

MULTI-PROCESS machines



# Rebel™ Series Features

	EMP 205ic AC/DC EMP 215ic	EMP 235ic	EMP 320ic
MIG/MAG functionality	■	■	■
MMA functionality	■	■	■
LiftTIG functionality	■	■	■
sMIG	■	■	■
Multi lingual TFT-display	■	■	■
Single phase (1 ph)	■	■	
Three phase (3 ph)			■
200 mm bobbin capacity	■	■	■
300 mm bobbin capacity		■	■
2-wheel wire feed mechanism	■	■	
4-wheel wire feed mechanism			■
Weld setting storage (memories)	■	■	■
Inductance control	■	■	■
2t and 4t trigger functionality	■	■	■
Voltage trim adjustment	■	■	■
SCT (Short Circuit Termination)	■	■	■
Adjustable burn-back time	■	■	■
Pre and Post gas flow (TIG & MIG/MAG)	■	■	■
Spot welding (MIG/MAG)	■	■	■
Gas purging			■
Wire inching			■
Creep start			■
Adjustable Hot start and Arc force (MMA)	■	■	■
Adjustable slope up/down (TIG)	■	■	■
Dual gas inlet valve		■	■
TIG gas outlet valve	■ (EMP 205ic AC/DC)	■	■

MULTI-PROCESS  
machines

## Fabricator EM 401i & 501i

Rugged & reliable inverter



[esab.com/fabricator](http://esab.com/fabricator)

- Rugged and Reliable welding system for heavy application, 400 A or 500 A at 60% Duty Cycle
- Three variants, one 500 with integrated cooling unit and two 400 with and without cooling unit
- Energy savings with high power factor, high efficiency and low idle power
- Lower cost of operation. Delivers all the added benefits of an inverter technology at a similar price as a conventional transformer machine
- The machine is built in with integrated wide and large wheels and cylinder support to facilitate moving around the workshop. Also includes two side cable handling supports
- Wide voltage tolerance for stable welding output and with variable inductance control for better arc performance
- IP23 use anywhere, for field and workshop applications



Fabricator EM 501i with integrated cooling unit

MULTI-PROCESS machines

Specifications	Fabricator EM 401i	Fabricator EM 501i
<b>Input Voltage</b>	380 - 415 V 3ph ± 10% 50/60 Hz	380 - 415 V 3ph ± 10% 50/60 Hz
<b>Welding Output MIG (GMAW), MMA (SMAW)</b>	400 A @ 60% duty cycle 310 A @ 100% duty cycle	500 A @ 60% duty cycle 390 A @ 100% duty cycle
<b>Settings range DC</b>	GMAW FCAW SMAW	
	30-400 A, 15.5-34 V 30-400 A, 21.2-36 V	30-500 A, 15.5-39 V 30-500 A, 21.2-40 V
<b>Energy Saving Mode</b>	< 35 W	< 35 W
<b>Mains Cable</b>	4 x 16 Ø mm <sup>2</sup>	4 x 16 Ø mm <sup>2</sup>
<b>Power Factor at Maximum Current MIG</b>	0.91	0.91
<b>Efficiency at Maximum Current MIG</b>	86%	87%
<b>Operating Temperature</b>	-10 to 40°C	-10 to 40°C
<b>Enclosure Class</b>	IP 23	IP 23
<b>Application Class</b>	S	S
<b>Certification Mark</b>	CE, EAC	CE, EAC
<b>Dimensions, L x W x H w/ cooling unit</b>	1,035 x 500 x 1,015 mm	1,035 x 500 x 1,015 mm
<b>Weight</b>	102 kg	-
<b>Weight w/ cooling unit (incl. coolant)</b>	107.5 (111.5) kg	111.5 (115.5) kg

Specifications	COOL 2F Cooling Unit
<b>Cooling Power</b>	1 kW at 25°C ambient temperature
<b>Coolant Volume and Max Flow</b>	4.5 L and 1.8 L/min

Specifications	Fabricator Feed 304	Fabricator Feed 304w
<b>Drive System and Wire Feed Speed</b>	4-wheel drive; 1.5–25 m/min	4-wheel drive; 1.5–25 m/min
<b>Wire Spool Capacity/Diameter</b>	18 kg/300 mm	18 kg/300 mm
<b>Wire Dimensions</b>	0.8–1.6 mm	0.8–1.6 mm
<b>Dimensions, L x W x H</b>	675 x 265 x 418 mm	675 x 265 x 418 mm
<b>Water Cooling</b>	–	Yes
<b>Weight</b>	13.9 kg	14.2 kg

# Fabricator EM 401i & 501i

## Ordering Information

Fabricator EM 501i with integrated cooling unit	0446400882	Fabricator EM 401i	0446400884
Fabricator EM 401i with integrated cooling unit	0446400883		

*Delivery includes power source, 5m mains cable, wheels, 5 m return cable with clamps, shelf for gas cylinder and a guide pin for the wire feeder, instruction manual.*

## Options & Accessories

Fabricator Feed 304	0446401881	Strain Relief bracket for Interconnection Cable set	0459234880
Fabricator Feed 304w	0446401882	Quick Connector Marathon Pac™	F102440880
Wheel Kit, front wheels turn	0458707880	Counterbalance Arm	0458705880
Wheel Kit, all wheels turn	0458707881	Coolant 10 l (3 gal)	0465720002
Strain Relief for Welding Torch	0457341881		
<b>MIG Torches</b>	<b>3 m</b>	<b>4 m</b>	<b>5 m</b>
MXL 341 with Euro Connection	0700025240	0700025241	0700025242
MXL 411W with Euro Connection	0700025250	0700025251	0700025252
MXL 511W with Euro Connection	0700025260	0700025261	0700025262

MULTI-PROCESS machines



*Fabricator EM 501i with integrated-cooling unit and Counterbalance Arm*

**Fabricator complies with new European regulations for eco-friendly welding equipment, helping you save on energy costs with a power source efficiency greater than 85% and idle power below 50 W.**



**POWER EFFICIENCY**



## Warrior™ 400i & 500i CC/CV Powerful, multi-process welding machines



[esab.com/robust](http://esab.com/robust)

MULTI-PROCESS machines



Warrior 500i shown with RobustFeed PRO, cooling unit and trolley

- Warrior™ is a reliable multi-process welding equipment designed for heavy duty productivity with up to 500 amps delivered
- Durable and rugged – Suitable for outdoor and indoor use in rough environments. Warrior paired with RobustFeed PRO, with its robust and weatherproof enclosed design provide the ideal solution whenever portability and durability are key
- Easy-to-use – clear and intuitive user interface to get started quickly with glove-friendly knobs for quick and easy adjustments
- High-Duty Cycle – for long runs across a variety of applications
- The 2021 Red Dot design award winning design of the RobustFeed also provides additional benefits including, best in class enclosure from moisture and dust to keep the spool safe, an integrated heater and flow meter and well-designed ergonomics
- PreciDrive wire drive system maintains precision wire feeding performance to promote consistent weld quality. The powerful drive system enables same level of control even for large diameter wires for hardfacing or other demanding applications

Specifications		Warrior 400i	Warrior 500i
<b>Input Voltage</b>		380 - 415 V 3ph ± 10% 50/60 Hz	380 - 415 V 3ph ± 10% 50/60 Hz
<b>Welding Output MIG (GMAW)</b>		400 A/34 V @ 60% duty cycle 300 A/30 V @ 100% duty cycle	500 A/39 V @ 60% duty cycle 400 A/34 V @ 100% duty cycle
<b>Welding Output TIG (GTAW)</b>		400 A/26 V @ 60% duty cycle 300 A/22 V @ 100% duty cycle	500 A/30 V @ 60% duty cycle 400 A/26 V @ 100% duty cycle
<b>Welding Output MMA (SMAW)</b>		400 A/36 V @ 60% duty cycle 300 A/32 V @ 100% duty cycle	500 A/ 40 V @ 60% duty cycle 400 A/ 36 V @ 100% duty cycle
<b>Fuse Slow</b>		25 A	32 A
<b>Settings range DC</b>	GMAW FCAW SMAW GTAW	16-400 A 5-400 A	16-500 A 5-500 A
<b>Open Circuit Voltage</b>		56 V peak (without VRD activated) 28 V peak (with VRD activated)	56 V peak (without VRD activated) 28 V peak (with VRD activated)
<b>Energy Saving Mode</b>		30 W	30 W
<b>Power Factor at Maximum Current MIG</b>		0.91	0.91
<b>Efficiency at Maximum Current MIG</b>		90%	90%
<b>Control Voltage</b>		42 V, 50/60 Hz	42 V, 50/60 Hz
<b>Operating Temperature</b>		-10 to 40°C	-10 to 40°C
<b>Enclosure Class</b>		IP 23	IP 23
<b>Application Class</b>		S	S
<b>Dimensions, L x W x H</b>		712 x 325 x 470 mm	712 x 325 x 470 mm
<b>Dimensions, L x W x H w/ cooling unit</b>		712 x 325 x 700 mm	712 x 325 x 700 mm
<b>Weight</b>		59 kg	59 kg
<b>Weight (with cooling unit)</b>		74 kg	74 kg

### Recommended Parameters for Carbon Arc Gouging

Electrode	Voltage Min	Voltage Max	Electrode Extension
6.0 mm	36 V	49 V	50-76 mm
8.0 mm	39 V	52 V	
9.5 mm	43 V	52 V	
12.7 mm	48 V (500i in parallel)	54 V (500i in parallel)	




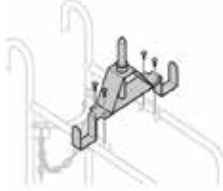

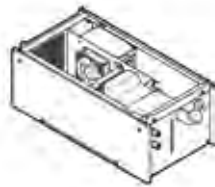


# Warrior™ 400i & 500i CC/CV

MULTI-PROCESS machines

## Ordering Information

Warrior 400i CC/CV	0465350884	Warrior 500i CC/CV	0465350883
--------------------	------------	--------------------	------------

Delivery includes power source, 5 m mains cable and 5 m return cable incl. clamp.

 <p><b>Remote Outlet Kit*</b></p> <p>Part Number: 0465424880 For Power Source</p>	 <p><b>Guide Pin Extension Kit</b></p> <p>Part Number: 0465508880 Extension Kit required when Wire Feeder Wheel Kit is used in combination with Trolley.</p>	 <p><b>Wheel Kit</b></p> <p>Part Number: 0465416880</p>	 <p><b>COOL 2 Cooling Unit</b></p> <p>Part Number: 0465427880</p>	 <p><b>Foot Control FS002</b></p> <p>Part Number: 0349030886 Requires Remote Outlet Kit*</p>
				
<p><b>Trolley</b></p> <p>Part Number: 0349313450 RobustFeed, Warrior Feed</p>				

## RobustFeed Selection Guide

Wire Feeder	Ordering information	Water-Cooling	Gas flow meter & heater	MMA Outlet	Push-pull	Mechanised MIG	ELP	Remote Outlet	Power Source Option
RobustFeed PRO	0445800881	x						Optional on power source	Warrior 400i CC/CV Warrior 500i CC/CV
	0445800883	x	x					Standard on power source	Warrior 750i CC/CV

## Warrior™ CC/CV Accessories

MULTI-PROCESS machines

Options & Accessories		Warrior 400i, 500i	Warrior 750i
RobustFeed PRO, Water	0445800881	■	■
RobustFeed PRO Offshore, Water (incl. gas flow meter+heater)	0445800883	■	■
Warrior Feed 304w	0465250881	■	■
COOL 2 Cooling Unit	0465427880	■	
COOL 2 Cooling Unit, Standalone	0465427881		■
Coolant 10 l.	0465720002	■	■
Trolley 4-wheel (RobustFeed/Warrior Feed/Aristo Feed)	0349313450	■	
Trolley 4-wheel HD Air-cooled	0446398880		■
Trolley 4-wheel HD Water-cooled	0446270880		■
Guide Pin Extension Kit <sup>1)</sup>	0465508880	■	
Stabiliser kit for Counterbalance Arm	0465509880	■	
Counterbalance Arm <sup>2)</sup>	0458705880	■	
Wheel Kit, power source	0465416880	■	
Quick Connector Marathon Pac	F102440880	■	
Remote control AT1	0459491896	■	■
Remote control AT1 CoarseFine	0459491897	■	■
Remote control M1	0459491895	■	
Remote outlet kit power source, 12p	0465424880	■	
Remote outlet kit feeder, 23p <sup>3)</sup>	0465451880	■	
Remote Adaptor kit Miggytrac/Railtrac <sup>3)</sup>	0465451881	■	
Remote cable M1-5m	0459553880	■	
Remote cable M1-10m	0459553881	■	
Remote cable M1 -25m	0459553883	■	
Remote Cable AN 8-12 Pole 5 m AT1/AT1 CF	0459552880	■	■
Remote Cable AN 8-12 Pole 10 m AT1/AT1 CF	0459552881	■	■
Remote Cable AN 8-12 Pole 15 m AT1/AT1 CF	0459552882	■	■
Remote Cable AN 8-12 Pole 25 m AT1/AT1 CF	0459552883	■	■
Foot control FS002	0349090886	■	■
Arcair® K4000 CAB Torch & Cable, Heavy Duty, (1000A, 25 CFM)	61082008	■	■
Adapter Cable from OKC to LUG (to connect interconnection cable sets to Warrior 750i)	0446507880		■
<b>MIG Torches</b>	<b>3 m</b>	<b>4 m</b>	<b>5 m</b>
PSF 415, with Euro Connection	0700025040	0700025041	0700025042
PSF 515, with Euro Connection	0700025050	0700025051	0700025052
PSF 420W, with Euro Connection	0700025060	0700025061	0700025062
PSF 520W, with Euro Connection <sup>4)</sup>	0700025070	0700025071	0700025072
<b>TIG Torches</b>			
See separate page on the SR-B TIG torches range.			

<sup>1)</sup> Extension Kit required when Wire Feeder Wheel Kit is used in combination with Trolley.

<sup>2)</sup> Not for use with RobustFeed. Counterbalance Arm requires Trolley 0349313450 and Stabiliser kit 0465509880.

<sup>3)</sup> Not for use with RobustFeed.

<sup>4)</sup> With dual-circuit cooling system for less heat, better wire feedability and fewer production stops to change wear parts.

# Warrior™ 750i CC/CV

Powerful multi-process welding machine



[esab.com/robust](http://esab.com/robust)



Warrior 750i shown with RobustFeed PRO

- Warrior™ is a reliable multi-process welding equipment designed for heavy duty productivity now with an output of up to 850 amps
- True multi-process package –enables gouging 13 mm electrodes with outstanding performance
- Inverter Technology – Warrior brings the outstanding arc performance and energy savings you expect from an inverter, along with increased energy efficiency and more power
- High-Duty Cycle – for long runs across a variety of applications
- Durable and rugged – Suitable for outdoor and indoor use in rough environments. Warrior paired with RobustFeed PRO, with its robust and weatherproof enclosed design provide the ideal solution whenever portability and durability are key
- Easy-to-use – clear and intuitive user interface to get started quickly with glove-friendly knobs for quick and easy adjustments
- Wide input voltage range to support regional requirements

MULTI-PROCESS machines

## Specifications

Input Voltage	Setting Range		Rated kVA	Fuse Slow	Efficiency @ Max Current MIG	Power Factor @ Max Current MIG
380 - 415 V 3ph ± 10% 50/60 Hz	MIG (GMAW/FCAW) MMA (SMAW) TIG (GTAW)	15 – 820 A, 8 – 44 V 15 – 820 A 8 – 820 A	25.2 kVA	70 A	91%	0.91
Welding Output					Open Circuit Voltage	Energy Saving Mode
Carbon Arc Gouging (CAG) 850 A/44 V at 35% Duty Cycle 820 A/44 V at 60% Duty Cycle 750 A/44 V at 100% Duty Cycle	MIG (GMAW) - 820 A/44 V at 60% Duty Cycle 750 A/44 V at 100% Duty Cycle	TIG (GTAW) - 820 A/34 V at 60% Duty Cycle 750 A/34 V at 100% Duty Cycle	MMA (SMAW) - 820 A/44 V at 60% Duty Cycle 750 A/44 V at 100% Duty Cycle	94 VDC	31 W	
Mains Cable	Protection Class	Operating Temperature	Dimensions L x W x H	Weight		
4 x 16 Ø mm <sup>2</sup>	IP23	-10 to 40 °C	850 x 415 x 637 mm	97 kg		

## Ordering Information

Warrior 750i CC/CV	044555880
--------------------	-----------

Delivery includes power source, 3 m mains cable and 5 m return cable incl. clamp.

<p><b>Trolley, Air-cooled</b> Part Number: 0446398880</p>	<p><b>Trolley, Water-cooled</b> Part Number: 0446270880</p>	<p><b>COOL 2 Cooling Unit, Standalone</b> Part Number: 0465427881</p>	<p><b>OKC Adaptor Cable</b> Part Number: 0446507880 Order along with 70 mm<sup>2</sup> and 95 mm<sup>2</sup> cables to connect lug to OKC.</p>
---	---	---	--

## Aristo® 500ix

Portable heavy industrial pulse welding machine



[esab.com/robust](http://esab.com/robust)

Aristo 500ix shown with RobustFeed U6, cooling unit and trolley



MULTI-PROCESS machines

- Aristo 500ix is a portable heavy industrial pulse power source with robust and reliable mechanical design. Together with RobustFeed U6, Pulse or U82 with their ergonomic, robust and enclosed design, it is the perfect solution for fabricators valuing welding quality and equipment reliability
- Advanced pulse functionality reduces heat input and minimises spatter
- Up to 259 manual and 68 robotic pre-programmed synergic lines (U8<sub>2</sub> Plus)
- QSet welding mode that features automatic adaptation to varying contact tip to work piece distances
- Crater filling, adjustable burn back time and SCT (short circuit termination) options for defect-free weld terminations
- Durable and rugged – IP23 rating for outdoor and indoor use in rough environments
- MMA and gouging available from feeder
- PreciDrive wire drive system maintains precision wire feeding performance to promote consistent weld quality

### Specifications

Input Voltage	Setting Range	Open Circuit Voltage	Efficiency @ Max Current MIG	Power Factor @ Max Current MIG	
380 – 460 V, 3 ph, 50/60 Hz	MIG (GMAW/FCAW) MMA (SMAW) TIG (GTAW)	16 – 500 A, 14.8 V – 39 V 16 – 500 A, 20.6 V – 40 V 5 – 500 A, 10.2 V – 30 V	58 V	90%	0.91
Welding Output			Operating Temperature		
MIG (GMAW) 500 A / 39.0 V at 60% Duty Cycle 400 A / 34.0 V at 100% Duty Cycle	TIG (GTAW) 500 A / 30.0 V at 60% Duty Cycle 400 A / 26.0 V at 100% Duty Cycle	MMA (SMAW) 500 A / 40.0 V at 60% Duty Cycle 400 A / 36.0 V at 100% Duty Cycle	-20 to 40 °C		
Protection Class	Dimensions L x W x H	Weight			
IP23	712 x 325 x 470 mm	58.5 kg			
		78 kg with COOL 2 water cooler			

### Ordering Information

Aristo 500ix, CE 0446200880

Delivery includes power source, 3 m mains cable and 5 m return cable incl clamp.

### RobustFeed Selection Guide

Wire Feeder	Ordering information	Water-Cooling	Gas flow meter & heater	MMA Outlet	Push-pull	Mechanised MIG	ELP <sup>3)</sup>	Remote Outlet	Power Source Option
RobustFeed Pulse	0445800894	x						x Wire feeder <sup>2)</sup>	Aristo 500ix Aristo Mig 4004i Pulse
	0445800891	x	x	x					
	0445800892	x	x	x	x	x	x	x Wire feeder <sup>1)</sup>	
RobustFeed U6	0445800897	x						x Wire feeder <sup>2)</sup>	Aristo 500ix Aristo Mig 4004i Pulse Aristo Mig U5000iw with WeldCloud
	0445800887	x	x	x					
	0445800888	x	x	x	x	x	x	x Wire feeder <sup>1)</sup>	
RobustFeed U82	0445800899	x							Aristo 500ix Aristo Mig 4004i Pulse Aristo Mig U5000iw with WeldCloud
	0445800898	x	x	x			x		
	0445800900	x	x	x	x	x	x	x Wire feeder <sup>1)</sup>	
RobustFeed U0 <sup>6)</sup>	0445800901	x					x	x Wire feeder <sup>1)</sup>	

# Aristo<sup>®</sup> 500ix Accessories

MULTI-PROCESS machines

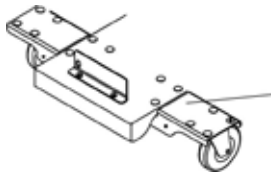

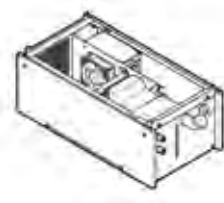


Options & Accessories			
COOL 2 Cooling Unit	0465427880	Stabiliser kit for Counterbalance Arm	0465509880
Coolant 10 l	0465720002	Wheel Kit, power source	0465416880
Trolley (RobustFeed/Warrior Feed/Aristo Feed)	0349313450	RobustFeed Wheel Kit	0446081880
Trolley Retrofit Kit RobustFeed <sup>1)</sup>	0349313100	Torch Strain Relief RobustFeed	0446082880
Guide Pin Extension Kit <sup>2)</sup>	0465508880	Quick Connector Marathon Pac	F102440880
Counterbalance Arm <sup>3)</sup>	0458705880		
<b>MIG Torches</b>	<b>3 m</b>	<b>4 m</b>	<b>5 m</b>
PSF 415, with Euro Connection	0700025040	0700025041	0700025042
PSF 515, with Euro Connection	0700025050	0700025051	0700025052
PSF 420W, with Euro Connection	0700025060	0700025061	0700025062
PSF 520W, with Euro Connection <sup>4)</sup>	0700025070	0700025071	0700025072
<b>TIG Torches</b>			
See separate page on the SR-B TIG torches range.			

<sup>1)</sup> To fit RobustFeed on older Trolley 0465510880.

<sup>2)</sup> Extension Kit required when Wire Feeder Wheel Kit is used in combination with Trolley.

<sup>3)</sup> Not for use with RobustFeed. Counterbalance Arm requires Trolley 0349313450 and Stabiliser kit 0465509880.

<sup>4)</sup> With dual-circuit cooling system for less heat, better wire feedability and fewer production stops to change wear parts.

 <p><b>Stabiliser Kit for Counterbalance Arm <sup>3)</sup></b> Part Number: 0465509880</p>	 <p><b>Wheel Kit</b> Part Number: 0465416880</p>	 <p><b>COOL 2 Cooling Unit</b> Part Number: 0465427880</p>	 <p><b>Counterbalance Arm <sup>3)</sup></b> Part Number: 0458705880 Not for use with RobustFeed</p>
 <p><b>Trolley</b> Part Number: 0349313450 RobustFeed</p>			

RobustFeed Selection Guide cont.

1. Available remote M1
2. Available remotes, MTA1 CAN, AT1 CAN and other
3. ELP, feature needed for use with water cooled equipment with ELP, including 4004i Pulse and U5000iw
4. Miggytrac B5001, Railtrac B42V/BV2000
5. Includes U82 Plus pendant
6. Combine with one RobustFeed U82 to have two wire feeders simultaneously connected

## Aristo® Mig 4004i Pulse

Light weight, multi-process inverter power source



[esab.com/digital](http://esab.com/digital)

WeldCloud



Aristo Mig 4004i Pulse shown with U8<sub>2</sub> Plus, cooler & Trolley

- Aristo Mig 4004i Pulse WeldCloud is a heavy industrial pulse power source with direct integration to ESAB's industry-leading WeldCloud™ online data management platform
- Advanced pulse functionality reduces heat input and minimises spatter
- Up to 259 manual and 68 robotic pre-programmed synergic lines (U8<sub>2</sub> Plus)
- QSet welding mode that features automatic adaptation to varying contact tip to work piece distances
- Crater filling, adjustable burn back time and SCT (short circuit termination) options for defect-free weld terminations
- Power factor of 0.95 and an efficiency of 89.5% provides cost savings
- MMA and gouging available from feeder
- PreciDrive wire drive system maintains precision wire feeding performance to promote consistent weld quality

MULTI-PROCESS machines

### Specifications

Input Voltage	Setting Range	Rated kVA	Fuse Slow	Efficiency @ Max Current	Power Factor @ Max Current	
380 – 460 V, 3 ph, 50/60 Hz	MIG (GMAW/FCAW) MMA (SMAW) TIG (GTAW)	16 – 400 A 16 – 400 A 4 – 400 A	16 kVA	20 A	89.5%	0.95
Welding Output	Open Circuit Voltage	Operating Temperature	Energy Saving Mode			
400 A/34 V @ 60% Duty Cycle 300 A/29 V @ 100% Duty Cycle	55 V or < 35 V VRD	-10 to 40 °C	40 W			
Protection Class	Dimensions L x W x H	Weight				
IP23	610 x 250 x 445 mm	44.5 kg	58 kg with COOL 1 water cooler			

### Ordering Information

Aristo Mig 4004i Pulse, 460V CE w./ WeldCloud Top Box *	0445301880
---	------------

Delivery includes power source, 5 m mains cable with CEE plug and 5 m return cable incl clamp.

\* For more information on WeldCloud online weld management platform, please see WeldCloud fact sheet or visit [esab.com/digital](http://esab.com/digital) for ESAB Digital Solutions.

### RobustFeed Selection Guide

Wire Feeder	Ordering information	Water-Cooling	Gas flow meter & heater	MMA Outlet	Push-pull	Mechanised MIG	ELP <sup>3)</sup>	Remote Outlet	Power Source Option
RobustFeed Pulse	0445800894	x						x Wire feeder <sup>2)</sup>	Aristo 500ix Aristo Mig 4004i Pulse
	0445800891	x	x	x					
	0445800892	x	x	x	x	x	x	x Wire feeder <sup>1)</sup>	
RobustFeed U6	0445800897	x						x Wire feeder <sup>2)</sup>	Aristo 500ix Aristo Mig 4004i Pulse Aristo Mig U5000iw with WeldCloud
	0445800887	x	x	x					
	0445800888	x	x	x	x	x	x	x Wire feeder <sup>1)</sup>	
RobustFeed U82	0445800899	x							Aristo 500ix Aristo Mig 4004i Pulse Aristo Mig U5000iw with WeldCloud
	0445800898	x	x	x			x		
	0445800900	x	x	x	x	x	x	x Wire feeder <sup>1)</sup>	
RobustFeed U0 <sup>6)</sup>	0445800901	x					x	x Wire feeder <sup>1)</sup>	

# Aristo<sup>®</sup> Mig 5000i & U5000i

Advanced synergic multi-process welding machines



[esab.com/digital](http://esab.com/digital)

WeldCloud



- Aristo Mig 5000i/U5000i WeldCloud power sources provides substantially improved arc welding performance. It's designed for high-productivity and high-quality welding applications
- Professional TIG DC welding with U5000iw, additional features; high frequency, LiftArc™ striking and TIG pulse-welding with DC
- 5000i/U5000i integrates fully with ESABs industry-leading WeldCloud™ online data management platform
- Advanced pulse functionality SuperPulse™ reduces heat input and minimizes spatter
- Up to 259 manual and 68 robotic pre-programmed synergic lines (U82 Plus)
- Easily transfer weld data between machines and PC by storing data to an USB stick
- QSet welding mode that features automatic adaptation to varying contact tip to work piece distances
- PreciDrive wire drive system maintains precision wire feeding performance to promote consistent weld quality

MULTI-PROCESS machines

Specifications						
Input Voltage	Setting Range (5000i/U5000i)		Rated kVA	Fuse Slow	Efficiency @ Max Current	Power Factor @ Max Current
3 x 400 V / 460 V, 3 ph, 50/60 Hz (460 V 5000i/U5000i only)	MIG (GMAW/FCAW) MMA (SMAW) TIG (GTAW)	16 – 500 A, 8 – 60 V 16 – 500 A 4 – 500 A	25.2 kVA	32 A	87%	0.91
Welding Output	Control Voltage	Open Circuit Voltage (5000i/U5000i)		Operating Temperature		Energy Saving Mode
500 A/40 V at 60 % Duty Cycle 400 A/36 V at 100% Duty Cycle	42 V	MIG (GMAW) MMA (SMAW)	72 – 88 V (59 V VRD) 68 – 80 V (< 35 V VRD)	-10 to 40 °C		70 W
Mains Cable	Protection Class	Dimensions L x W x H		Weight		
4x8 AWG (4x6 mm <sup>2</sup> )	IP23	610 x 250 x 445 mm 625 x 394 x 776 mm w/ cooling unit		5000i 81 kg 101 kg w/ cooling unit		U5000i 62 kg 82 kg w/ cooling unit

Ordering Information			
Aristo Mig 5000i 400 V CE,integrated W82 and WeldCloud *	0445400880	Aristo Mig U5000iw 400 V CE,integrated W82 and WeldCloud *	0445400883
Aristo Mig 5000iw 400 V CE,integrated W82 and WeldCloud *	0445400881		

Delivery includes power source, 5m mains cable incl. plug and 5 m return cable incl. earth clamp.

\* For more information on WeldCloud online weld management platform, please see WeldCloud fact sheet or visit [esab.com/digital](http://esab.com/digital) for ESAB Digital Solutions.

RobustFeed Selection Guide cont.

1. Available remote M1
2. Available remotes, MTA1 CAN, AT1 CAN and other
3. ELP, feature needed for use with water cooled equipment with ELP, including 4004i Pulse and U5000iw
4. Miggytrac B5001, Railtrac B42V/BV2000
5. Includes U82 Plus pendant
6. Combine with one RobustFeed U82 to have two wire feeders simultaneously connected

## Aristo® Mig 4004i Pulse & 5000i/U5000i Accessories

MULTI-PROCESS machines

Options & Accessories			
<b>Additional Wire Feeders</b>			
Aristo Feed 3004w, U6 Encl. 10 pole	0460526896	Aristo U <sub>8</sub> complete incl. Holder	0460820880
Aristo YardFeed 2000w, U6 Encl. 10 pole	0459906896	Aristo U <sub>8</sub> Plus complete incl. Holder	0460820881
		Control cable extension U <sub>8</sub> 7.5 m	0460877891
<b>Wire Feeders Options &amp; Accessories</b>			
<b>RobustFeed</b>		<b>Aristo Feed, Other</b>	
RobustFeed Wheel Kit	0446081880	Lifting Eye	0458706880
Torch Strain Relief RobustFeed	0446082880	Spool Cover	0458674880
Guide Pin Extension Kit <sup>a)</sup>	0465508880	Spool Cover, Steel	0459431880
Interconnection Strain Relief Kit Aristo <sup>b) c)</sup>	0446050881	Adaptor for 5kg Spool	0455410001
<sup>a)</sup> Extension Kit required when Wire Feeder Wheel Kit is used in combination with Trolley. <sup>b)</sup> To upgrade existing Aristo interconnection cable sets to fit with RobustFeed. <sup>c)</sup> Required when RobustFeed wire feeder is used in combination with 5000i/U5000i.		Adaptor for Spool Diameter 440 mm	0459233880
		Wheel Kit for Feeder	0458707880
		Strain Relief for Welding Torch	0457341881
		Strain Relief for Interconnection Cables	0459234880
<b>Power Source Options &amp; Accessories</b>			
Quick Connector Marathon Pac	F102440880	PP Connection Kit, remote WFS	0459681881
Remote Control MTA1 CAN	0459491880	COOL 1 Water Cooler	0462300880
Remote Control MT1 10Prog. CAN	0459491882	COOL 1 Flow Guard	0456855881
Remote Interconnection Cable 5 m	0459960880	Coolant 10 l	0465720002
Remote Adaptor Kit Miggytrac/Railtrac	0459681880	Retrofit Mig 4004i WeldCloud	0445302881
PP Connection Kit, basic	0459020883	USB Memory 2GB for WeldCloud	0462062001
<b>Trolleys, Trolley Options &amp; Accessories</b>			
Trolley 4-wheel 5000i/U5000i	0458530880	Counterbalance Arm <sup>1)</sup>	0458705880
Trolley 4-wheel 5000i/U5000i for Counterbalance Arm, Dual Feeder use and/or 2 gas bottles	0458603880	Bracket Kit for assembling power source to 2/4-wheel trolley	0461310880
Trolley 4 wheel, 4004i Pulse	0349313450	Stabiliser Kit for Counterbalance Arm	0460946880
Trolley, 2-wheel (3001i/4004i/5004i for YardFeed)	0460564880	Adaptor kit for Dual Feeder use with 5000i/U5000i	0459546880
<b>MIG Torches</b>	<b>3 m</b>	<b>4 m</b>	<b>5 m</b>
PSF 415, with Euro Connection	0700025040	0700025041	0700025042
PSF 515, with Euro Connection	0700025050	0700025051	0700025052
PSF 420W, with Euro Connection	0700025060	0700025061	0700025062
PSF 520W, with Euro Connection <sup>2)</sup>	0700025070	0700025071	0700025072
<b>TIG Torches</b>			
See separate page on the SR-B TIG torches range.			

<sup>1)</sup> Requires Trolley 0349313450 and Stabiliser Kit 0460946880 and Bracket Kit 0461310880.

<sup>2)</sup> With dual-circuit cooling system for less heat, better wire feedability and fewer production stops to change wear parts.



# Aristo® Mig 4004i Pulse & 5000i/U5000i Accessories

MULTI-PROCESS machines

## Aristo Mig 4004i Pulse Accessories



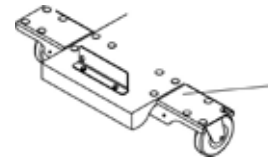
**COOL 1 Water Cooler**

Part Number: 0462300880



**Trolley for Aristo Mig 4004i Pulse**

Part Number: 0349313450



**Stabiliser Kit for Counterbalance Arm**

Part Number: 0465509880



**COOL 1 Flow Guard**

Part Number: 0456855881

## Aristo Mig 5000i & U5000i Accessories



**Multi Voltage Unit, Wide Body**

Part Number: 0459145880

**Handle incl. mounting screws for separate installation**

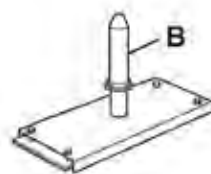
**Two handles are needed**

Part Number: 0459307881



**MMC kit for MMC panel mounted in power source**

Part Number: 0459579880

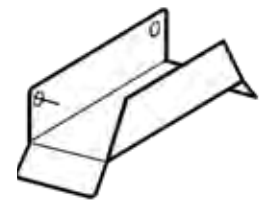


**Guide Pin (if no Trolley)  
For use with Feed 3004 only**

Part Number: 0458731880

**Insulating Bushing (b), included in guide Pin**

Part Number: 0278300401



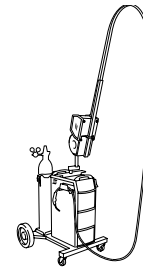
**Cable Holder Kit**

Part Number: 0349302303



**Trolley**

Part Number: 0458530880



**Trolley**

Part Number: 0458603880 For Counterbalance Arm and/or 2 gas bottles

## Origo™ MIG C170/C200/C250, Origo™ MAG C171

Compact step controlled welding power sources



MIG machines



- Step controlled power sources with built-in wire feeder
- Designed for both CO<sub>2</sub> and mixed gas
- IP 23 - allows use outdoors
- Simple settings of the welding parameters
- MXL™ torch included in delivery

### Specifications Origo Mig C170, C200, C250

Input Voltage	Setting Range		Fuse Slow		Wire Feed Speed	Wire Diameter			
400 V, 3 ph, 50/60 Hz	C170 C200 C250	30 – 170 A 30 – 200 A 40 – 280 A	C170 C200 C250	10 A 10 A 16 A	0.8 – 25 m/min	Fe, Ss FCW Al CuSi	C170 0.6 – 0.8 mm 0.8 mm 1.0 mm 0.8 – 1.0 mm	C200 0.6 – 1.0 mm 0.8 – 1.0 m 1.0 mm 0.8 – 1.0 mm	C250 0.6 – 1.2 mm 0.8 – 1.2 mm 1.0 – 1.2 mm 0.8 – 1.0 mm
Welding Output						Open Circuit Voltage		Voltage Steps	
C170 100 A at 100 % Duty Cycle 130 A at 60% Duty Cycle	C200 120 A at 100 % Duty Cycle 150 A at 60% Duty Cycle		C250 150 A at 100 % Duty Cycle 190 A at 60% Duty Cycle			C170 15.5 – 31 V	C200 16 – 32 V	C250 15 – 37 V	C170 8 C200 8 C250 10
Operating Temperature	Burnback Time	Spot Welding	Protection Class	Dimensions L x W x H		Weight			
-10 to 40 °C	0.02 - 0.25 s	0.2 - 2.5 s	IP23	860 x 420 x 730 mm		C170 63.5 kg	C200 72.5 kg	C250 82 kg	

### Specifications Origo Mag C171

Input Voltage	Setting Range	Fuse Slow	Wire Feed Speed	Wire Diameter	
230 V, 1 ph, 50/60 Hz	30 – 155 A	16 A	1.0 – 17 m/min	Fe, Ss FCW AL Cu Si	0.6 – 0.8 mm 0.8 mm 1.0 mm 0.8 – 1.0 mm
Welding Output	Open Circuit Voltage	Voltage Steps	Burnback Time	Spot Welding	
78 A/18 V at 100 % Duty Cycle 98 A/19 V at 60% Duty Cycle	22.4 – 44.5 V	8	0.02 - 0.25 s	0.2 - 2.5 s	
Operating Temperature	Protection Class	Dimensions L x W x H		Weight	
-10 to 40 °C	IP23	860 x 420 x 730 mm		59 kg	

### Ordering Information

Origo Mig C170, incl. MXL 201 3 m	0349308670	Origo Mig C250, incl. MXL 271 3 m	0349307840
Origo Mig C200, incl. MXL 201 3 m	0349308290	Origo Mag C171, incl. MXL 201 3 m	0349311280

Delivery includes power source with wheels, 3 m mains cable with plug, 1.5 m gas hose with clamp and quick connector, 3 m return cable, MXL MIG torch, wear parts for 0.6-0.8 mm wire (0.8-1.0 for C250) pre-assembled and a safety chain for gas bottle.

### Options & Accessories

Digital display instruments kit	0349302598	Pressure reducer with flux-meter	0760030300
Transformer kit for CO <sub>2</sub> preheater (42V – 50/60 Hz)	0349302250	Polarity inversion kit (for Origo Mig C170)	0349309310

### MIG Torches

For torches see separate page on the MXL MIG torches range.

# Origo™ MIG C280 PRO & C340 PRO

Compact step controlled welding power sources



- Very good welding properties - stable arc and very finely matched voltage steps
- Also suitable for the welding of aluminium and GMA brazing of galvanised sheet metal
- Galvanised metal housing with optional air filter, designed for use in harsh environments
- Two or three inductance connections adjusting the arc dynamics
- 4-roll wire feed system available, ideal for production welding
- Professional ESAB PSF torches included in delivery
- Easy to switch polarity when using self-shielded cored wire

Specifications									
Input Voltage	Setting Range		Fuse Slow		Wire Feed Speed		Wire Diameter		
400 V, 3 ph, 50/60 Hz 230/415-500 V, 3 ph, 50 Hz * 230/440-460 V, 3 ph, 60 Hz *	C280 PRO C340 PRO	30 – 280 A 40 – 340 A	C280 PRO C340 PRO	16 A 16 A	C280 PRO C340 PRO	1.9 – 19 m/min 1.9 – 19 m/min	Fe, Ss FCW Al	C280 PRO 0.6 – 1.0 mm 0.9 – 1.2 mm 1.0 – 1.2 mm	C340 PRO 0.6 – 1.2 mm 0.8 – 1.2 mm 1.0 – 1.2 mm
Welding Output				Open Circuit Voltage		Voltage Steps			
C280 PRO 150 A at 100 % Duty Cycle 190 A at 60% Duty Cycle		C340 PRO 195 A at 100 % Duty Cycle 250 A at 60% Duty Cycle		C280 PRO 15 – 38 V	C340 PRO 16 – 40 V	C280 PRO 10	C340 PRO 40		
Operating Temperature	Burnback Time	Spot Welding	Protection Class	Dimensions L x W x H	Weight				
-10 to 40 °C	0.02 - 0.25 s	0.2 - 2.5 s	IP23	840 x 425 x 830 mm	C280 PRO 114 kg	C340 PRO 114 kg			

(w/ cooling unit)

Ordering Information			
Origo Mig C280 PRO, 4 WD, incl. PSF 260 4 m	0349312520	Origo Mig C340 PRO, 4 WD, incl. PSF 315 4 m, MV *	0349312570
Origo Mig C340 PRO, 4 WD, incl. PSF 315 4 m	0349310830		

Delivery includes power source with wheels, 5 m mains cable with plug, 1.5 m gas hose with clamp and quick connector, 5 m return cable, PSF MIG torch, wear parts for 0.8-1.0mm wire (1.0-1.2 for C340) pre-assembled and a safety chain for gas bottle.

Options & Accessories			
Anti-dust filter C280-C340 (steel grid)	0349302599	Cable holder	0349303362
Anti-dust filter C420w (steel grid)	0349302252	Water flow guard	0349302251
Transformer kit for preheater	0349302250	Connection kit MXH / Origo Mig C340 PRO	0349308980
MIG Torches			
For torches see separate page on the PSF MIG torches range.			

## Caddy® Mig C160i, C200i

Portable MIG/MAG welding power sources



- Compact, portable inverter units
- One knob adjustment of heat input
- Lightweight <12 kg (incl. torch, return and mains cable)
- Single phase 230 Volt 50/60 Hz
- Generator-compatible
- Suitable for 100-200 mm spools
- High quality welding torch MXL 180
- QSet™ intelligent welding system
- Tool holder
- Easy to wrap torch and cables during transport
- Easy to switch polarity when using self-shielded cored wire

### Specifications

Input Voltage	Setting Range		Fuse Slow	Efficiency @ Max Current	Power Factor @ Max Current
230 V, 1 ph, 50/60 Hz	30 – 160 A (C160i)	30 – 200 A (C200i)	16 A	82%	0.99
Welding Output	Open Circuit Voltage	Max Spool Diameter	Wire Feed Speed	Wire Diameter	
180 A @ 25% Duty Cycle (C200i) 150 A @ 35% Duty Cycle 100 A @ 100% Duty Cycle	60 V	200 mm	2.0 – 11 m/min (C160i) 2.0 – 12 m/min (C200i)	Fe, Ss FCW Al CuSi	C160i 0.8 mm 0.8 mm - - C200i 0.6 – 1.0 mm 0.8 mm 1.0 mm 0.8 – 1.0 mm
Protection Class	Operating Temperature	Dimensions L x W x H		Weight	
IP23	-10 to 40 °C	449 x 198 x 347 mm		12 kg	

### Ordering Information

Caddy Mig C160i	0349310850	Caddy Mig C200i	0349312030
-----------------	------------	-----------------	------------

Delivery includes power source, 3 m mains cable with plug, 4.5 m gas hose with clamps and quick connector, 3 m return cable, 3 m MXL 180 MIG torch, shoulder strap and 1 kg welding wire OK Autrod 12.51 0.8 mm.

### Options & Accessories

Trolley 2-wheel	0459366887	OK Autrod 308LSi, 200 mm spool, 0.8 mm, 5 kg	1612084600
OK Autrod 12.51, 200 mm spool, 0.8 mm, 5 kg	1251084600	OK Autrod 316LSi, 200 mm spool, 0.8 mm, 5 kg	1632084600
Coreshield 15, 200 mm spool, 0.8 mm, 4.5 kg	35UE084630	OK Autrod 5183, 200 mm spool, 1.0 mm, 2 kg	181610462E
OK Autrod 19.30, 200 mm spool, 1.0 mm, 5 kg	1930104600		

### Suitable Welding Wires in 200 mm Spools

Caddy Mig C160i/C200i		Caddy Mig C200i	
Mild Steel, Fe	OK Autrod 12.51, 0.8 mm	Stainless Steel, Ss	OK Autrod 316LSi, 0.8 mm OK Autrod 308LSi, 1.0 mm, 18Cr 8Ni steels
Cored Wire, FCW	Coreshield 15, 0.8 mm	Aluminium, Al	OK Autrod 5183, 1.0 mm
		GMA Brazing, CuSi	OK Autrod 19.30, 10 mm



# SELECT THE IDEAL **ROBUSTFEED** TO SUIT YOUR **APPLICATION.**

ORDERING INFORMATION										
Wire Feeder	Ordering Number	Water Cooling	Gas Flow Meter & Heater	MMA Outlet	Push-Pull	Mechanised MIG	ELP <sup>3</sup>	Remote Outlet	Power Source Options	Ordering Number
Robust Feed Pro	0445800881	X						Optional on power source	Warrior 400i CC/CV	0465350884
	0445800883	X	X					Standard on power source	Warrior 500i CC/CV	0465350883
Robust Feed Pulse	0445800894	X						X (Wire feeder <sup>2</sup> )	Aristo 500ix	0446200880
	0445800891	X	X	X				X (Wire feeder <sup>1</sup> )		
	0445800892	X	X	X	X	X	X	X (Wire feeder <sup>1</sup> )		
Robust Feed U6	0445800897	X						X (Wire feeder <sup>2</sup> )	Aristo 500ix	0446200880
	0445800887	X	X	X				X (Wire feeder <sup>2</sup> )		
	0445800888	X	X	X	X	X	X	X (Wire feeder <sup>1</sup> )		
Robust-Feed U8 <sup>2s</sup>	0445800899	X						X	Aristo 500ix Aristo U5000iw with Weldcloud	0445400883
	0445800898	X	X	X				X		
	0445800900	X	X	X	X	X	X	X (Wire feeder <sup>1</sup> )		
Robust Feed U0 <sup>6</sup>	0445800901	X					X	X (Wire feeder <sup>2</sup> )		

1. Available remote M1
2. Available remotes, MTA1 CAN, AT1 CAN and other
3. ELP, feature needed for use with water cooled equipment with ELP, including 4004i Pulse and U5000iw
4. Miggytrac B5001, Railtrac B42V/BV2000
5. Includes U82 Plus pendant
6. Combine with one RobustFeed U82 to have two wire feeders simultaneously connected



reddot winner 2021

SPECIFICATIONS	ROBUSTFEED PRO	ROBUSTFEED PULSE, U6 AND U82
Input Voltage	42 VAC	42 VAC
Welding Output	550 A @ 50% 500 A @ 60% 400 A @ 100%	630 A @ 35% 500 A @ 60% 400 A @ 100%
Wire Dimensions Mild Steel Stainless Steel Cored Wire Aluminium	0.6–2.0 mm 0.6–1.6 mm 0.9–2.4 mm 0.9–1.6 mm	0.6–1.6 mm 0.6–1.6 mm 0.8–2.0 mm 0.8–1.6 mm
Wire Feed Speed	0.8–25.0 m/min.	0.8–25.0 m/min.
Wire Spool Capacity	20 kg	20 kg
Max Spool Diameter	300 mm	300 mm
Operating Temperatures	-20°C to +55°C	-20°C to +55°C
Protection Class	IP44	IP44
Certification Mark (standards)	CE	CE
Dimensions (L x W x H)	595 x 250 x 430 mm	595 x 250 x 430 mm
Weight	16.8 kg	16.7 kg

RobustFeed was awarded the Red Dot Design award for product design.

PANEL FUNCTIONS	ROBUSTFEED PRO	ROBUSTFEED PULSE	ROBUSTFEED U6	ROBUSTFEED U82
MIG CV	X	X	X	X
MIG Pulse		X	X	X
Synergic Lines		S, Ss, Al 93 lines	S, Ss, Al 92 lines	S, Ss, Al 253 manual & 68 robotic
TIG	At power source		X	X
MMA	At power source	MMA controls and outlet on wire feeder*	MMA controls and outlet on wire feeder*	MMA controls and outlet on wire feeder*
Gouging	At power source		Gouging controls and outlet on wire feeder*	Gouging controls and outlet on wire feeder*
Gas Flow Meter	X*	X*	X*	X*
Heat Kit	X*	X*	X*	X*
2T/4T	X	X	X	X
Hot Start		X	X	X
Creep Start	X	X	X	X
Crater Fill	X	X	X	X
Burnback	Auto (solid/cored wire switch)	X	X	X
SCT	Auto (solid/cored wire switch)	X	X	X
Gas Pre and Post-flow Setting		X	X	X
QSet		X	X	X
Memory Settings		3	10	255
Amperage Setting		X	X	X
Spot Welding Time			X	X
Setting Limits			X	X (and measure limits)
Code Lock			X	X (and user levels)
Super Pulse (Pulse/Pulse, Pulse/Spray, Pulse/Short)				X
Synergic Line Creation				X
Dual Feeders Set-up				X
Push-Pull Support		X*	X*	X*
MechMig Support		X*	X*	X*

\*Depending on variant.



**ROBUST  
FEED PRO**



**ROBUST  
FEED PULSE**



**ROBUST  
FEED U6**



**ROBUST  
FEED U82**

## RobustFeed PRO

Ultimate robustness and portability



- Large sun-friendly display and clear controls make set up efficient and easy when wearing gloves
- Durable, drop-proof housing that withstands demanding applications
- Great portability with ergonomic handles, 5 lifting points and safe for crane lifting handles
- Weatherproof, enclosed design that withstands rain from all directions and inside heater ensures the filler metal is kept dry
- Protected cable connectors and sturdy strain relief for interconnection cable reduces maintenance
- Works as great in the field as in workshops, on a trolley, with or without wheel kit, and other options and accessories

### Specifications

Input Voltage		Operating Temperature	Wire Feed Speed	Max Spool Capacity	Wire Diameter	
42 VAC, 1 ph, 50/60 Hz		-20°C to +40°C (55°C w. derating)	0.8 – 25 m/min	300 mm, 20 kg	Mild Steel Stainless FCW Aluminium	0.6–2.0 mm 0.6–1.6 mm 0.9–2.4 mm 0.9–1.6 mm
Protection Class	Welding Output	Dimensions L x W x H	Weight			
IP44	550 A @ 50% Duty Cycle 500 A @ 60 % Duty Cycle 400 A @ 100% Duty Cycle	595 x 250 x 430 mm	16.8 kg			

WIRE FEEDERS

### Ordering Information

RobustFeed PRO, Water	0445800881	RobustFeed PRO Offshore, Water (incl. gas flow meter+heater)	0445800883
-----------------------	------------	--	------------

Delivery includes wire feeder and feed rolls for 0.9-1.2 mm wire.

### Options & Accessories

RobustFeed Wheel Kit	0446081880	Guide Pin Extension Kit <sup>2)</sup>	0465508880
Torch Strain Relief RobustFeed	0446082880	Quick Connector Marathon Pac	F102440880
Trolley (RobustFeed/Warrior Feed/Aristo Feed)	0349313450	Interconnection Strain Relief Kit Warrior <sup>3)</sup>	0446050880
Trolley Retrofit Kit RobustFeed <sup>1)</sup>	0349313100		

<sup>1)</sup> To fit RobustFeed on previous Trolley 0465510880.

<sup>2)</sup> Extension Kit required when Wire Feeder Wheel Kit is used in combination with Trolley.

<sup>3)</sup> To upgrade existing Warrior interconnection cable sets to fit with RobustFeed.



RobustFeed U6 shown with torch strain relief & wheel kit.



# RobustFeed Pulse, U6 & U82

Portable and rugged wire feeders for pulse applications

[esab.com/robust](http://esab.com/robust)

**PRECIDRIVE**



- Fully portable feeder offering the benefits of pulse - reducing weld spatter and post weld clean up, controlling bead appearance and profile, increased speed for position welding and more depending on the application
- Durable, drop-proof housing that withstands demanding applications
- Great portability with ergonomic handles, 5 lifting points and safe for crane lifting handles
- Weatherproof, enclosed design that withstands rain from all directions and inside heater ensures the filler metal is kept dry
- Protected cable connectors and sturdy strain relief for interconnection cable reduces maintenance
- Works as great in the field as in workshops, on a trolley, with or without wheel kit, and other options and accessories

WIRE FEEDERS

Specifications							
Input Voltage		Operating Temperature		Wire Feed Speed	Max Spool Capacity	Wire Diameter	
42 VAC, 1 ph, 50/60 Hz		-20°C to +40°C (55°C w. derating)		0.8 – 25 m/min	300 mm, 20 kg		
Protection Class	Welding Output		Dimensions L x W x H		Weight	Mild Steel	0.6–2.0 mm
IP44	630 A @ 35% Duty Cycle 500 A @ 60 % Duty Cycle 400 A @ 100% Duty Cycle		595 x 250 x 430 mm		16.7 kg	Stainless	0.6–1.6 mm
						FCW	0.8–2.4 mm
						Aluminium	0.8–1.6 mm

Ordering Information			
RobustFeed Pulse Water-cooled Euro <sup>2)</sup>	0445800894	RobustFeed U6 (incl. push-pull, ELP, gasflow meter, heater, MMA outlet) Water-cooled Euro <sup>1)</sup>	0445800888
RobustFeed Pulse (incl. gasflow meter, heater, MMA outlet) Water-cooled Euro <sup>2)</sup>	0445800891	RobustFeed U82 (incl. U82 Plus, ELP) Water-cooled Euro	0445800899
RobustFeed Pulse (incl. push-pull, ELP, gas flow meter, heater, MMA outlet) Water-cooled Euro <sup>1)</sup>	0445800892	RobustFeed U82 (incl. U82 Plus, ELP, gas flow meter, heater, MMA outlet) Water-cooled Euro	0445800898
RobustFeed U6 Water-cooled Euro <sup>2)</sup>	0445800897	RobustFeed U82 (incl. U82 Plus, ELP, gas flow meter, heater, MMA outlet, push-pull) Water-cooled Euro <sup>1)</sup>	0445800900
RobustFeed U6 (incl. gasflow meter, heater, MMA outlet) Water-cooled Euro <sup>2)</sup>	0445800887	RobustFeed U0 (incl. ELP) Water-cooled Euro <sup>2)</sup>	0445800901

Delivery includes wire feeder and feed rolls for 0.9-1.2 mm wire.

1) Available remote M1

2) Available remotes, MTA1 CAN, AT1 CAN and other

ELP feature needed for use with legacy equipment for example Cool 1.

RobustFeed Pulse/U6/U82 with push-pull has support for remote control and mechanisation with MiggytracB5001 & RailtracB42V/BV2000. Compatible push-pull torches MXH 315PP and MXH 420wPP.

Combine RobustFeed U0 with one RobustFeed U82 to have two wire feeders simultaneously connected.

Options & Accessories			
RobustFeed Wheel Kit	0446081880	Guide Pin Extension Kit <sup>2)</sup>	0465508880
Torch Strain Relief RobustFeed	0446082880	Quick Connector Marathon Pac	F102440880
Trolley (RobustFeed/Warrior Feed/Aristo Feed)	0349313450	Interconnection Strain Relief Kit Aristo <sup>3)</sup>	0446050881

<sup>2)</sup> Extension Kit required when Wire Feeder Wheel Kit is used in combination with Trolley.

<sup>3)</sup> To upgrade existing Aristo interconnection cable sets to fit with RobustFeed.

## Warrior™ YardFeed 200

Compact, sturdy wire feeder for hard-to-reach areas



- Pre-settable wire feed speed and small footprint to conveniently fit through manholes and portals with the flexibility to weld in hard-to-reach areas
- Sturdy design features a high-strength steel casing and steel frame to protect controls and connectors
- Easy handling in cramped spaces
- 4-wheel feeder mechanism with encoder feedback for superior wire feeding
- Sun friendly digital V/A and wire feed speed displays
- Variant with water connectors for water-cooled torches available

### Specifications

Input Voltage	Welding Output	Wire Feed Speed	Max Spool Capacity	Wire Diameter	
42 VAC, 1 ph, 50/60 Hz	365 A @ 60% Duty Cycle	1.9 – 25 m/min	200 mm, 5 kg	Mild Steel	0.6 -1.2 mm
Protection Class	Dimensions L x W x H	Weight		Stainless	0.6 -1.2 mm
				Aluminium	1.0 -1.2 mm
IP23	595 x 215 x 325 mm	12 kg			

### Ordering Information

Warrior YardFeed 200	0459906900
Warrior YardFeed 200w	0459906901

Delivery includes wire feeder, gas flow meter (0460005880), heating kit (0459941880) and control panel protection (0459961880).

## Aristo® YardFeed 2000

Compact, sturdy wire feeder for hard-to-reach areas



Aristo YardFeed 2000, U6

- Pre-settable wire feed speed and small footprint to conveniently fit through manholes and portals with the flexibility to weld in hard-to-reach areas
- Sturdy design features a high-strength steel casing and steel frame to protect controls and connectors
- Easy handling in cramped spaces
- 4-wheel feeder mechanism with encoder feedback for superior wire feeding
- Pulse functionality with Aristo YardFeed 2000, U6 reduces heat input and minimises spatter

### Specifications

Input Voltage	Welding Output	Wire Feed Speed	Max Spool Capacity	Wire Diameter	
42 VAC, 1 ph, 50/60 Hz	365 A @ 60% Duty Cycle	0.8 – 25 m/min (YardFeed 2000)	200 mm, 5 kg	Mild Steel	0.6 -1.2 mm
Protection Class	Dimensions L x W x H	Weight		Stainless	0.6 -1.2 mm
				Aluminium	1.0 -1.2 mm
IP23	593 x 210 x 302 mm	11.3 kg			

### Ordering Information

Aristo YardFeed 2000w, U6	0459906896
---------------------------	------------

## Warrior™ Feed 304

Simple functionality, multi-process wire feeder



- Economical wire feeder with the same benefits as it's partner supply; simple functionality, rugged durability, and outstanding performance for 0.8 –1.6 mm wire
- 4-wheel feeder mechanism with encoder feedback for superior wire feeding
- Sun friendly digital V/A and wire feed speed displays
- Practical spool cover for use in situations when you need to protect the wire
- Short Circuit Technology (SCT) functionality which sharpens the wire at the termination of a weld to promote better arc starts and eliminate clipping wires

### Specifications

Input Voltage	Welding Output	Wire Feed Speed	Max Spool Capacity	Wire Diameter	
42 VAC, 1 ph, 50/60 Hz	500 A @ 60% Duty Cycle	1.5 – 25 m/min	300 mm (440 mm*), 18 kg (30 kg*)	Mild Steel	0.6 –1.6 mm
Protection Class	Dimensions L x W x H		Weight	Stainless	0.8 –1.6 mm
IP23	675 x 265 x 418 mm		14.5 kg	FCW	0.9 –1.6 mm
				Aluminium	1.0 –1.6 mm

\* When used with Adaptor (0459233880)

### Ordering Information

Warrior Feed 304	0465250880
Warrior Feed 304w	0465250881



## Aristo® Feed 3004

Advanced synergic multi-process wire feeders



U6

- New drive motor offers more torque for improved arc starts, more consistent speed and less noise
- Redesigned drive rolls and 4-wheel feed mechanism for more positive feeding performance and reduced risk of wire shavings
- Short Circuit Termination (SCT) technology sharpens the wire at the end of each weld to promote better arc starts
- Feed 3004 can be equipped with a counter balance arm, lifting eye or a wheel kit for increased mobility
- TrueArcVoltage™ system measures the correct arc voltage at the contact tip (together with ESAB torches)

### Specifications

Input Voltage	Welding Output	Wire Feed Speed	Max Spool Capacity	Wire Diameter	
42 VAC, 1 ph, 50/60 Hz	630 A @ 60% Duty Cycle	0.8 – 25 m/min	300 mm (440 mm*), 18 kg (30 kg*)	Mild Steel	0.6 –1.6 mm
Protection Class	Dimensions L x W x H		Weight	Stainless	0.8 –1.6 mm
IP23	690 x 275 x 420 mm			15 kg	Aluminium

\* When used with Adaptor (0459233880)





### Ordering Information

Aristo Feed 3004w, U6 Encl. 10 pole	0460526896
-------------------------------------	------------

### Options & Accessories

Strain Relief for Welding Torch	0457341881	Adaptor for Spool Diameter 440 mm	0459233880
Strain Relief for Interconnection Cables	0459234880	Wheel Kit for Feeder	0458707880
Lifting Eye	0458706880	Aristo U8 <sub>2</sub> complete incl. Holder	0460820880
Adaptor for 5kg Spool	0455410001	Aristo U8 <sub>2</sub> Plus complete incl. Holder	0460820881
Spool Cover	0458674880	Control cable extention U8 <sub>2</sub> 7.5 m	0460877891
Spool Cover, Steel	0459431880	PP connection and wire feed control kit, Aristo/OrigoFeed 3004	0459681882

# Wire Feeder Control Panels

MMC Panel Function	MA24	MA25	U6	U8 <sub>2</sub> / U8 <sub>2</sub> Plus
				
MMA/MIG	■	■	■	■
MIG-Pulse (synergic)		■	■	■
CAG (Gouging)			■	■
TIG			■	■
TIG-Pulse (U5000i only)			■	■
Unit of Measurement (Imperial/Metric)	■	■	■	■
Trigger Latch	■	■	■	■
Memory Presets	3	3	10	255
Gas Purge/Wire Inch	■	■	■	■
Arc Force adjustment			■	■
Hot Start adjustment			■	■
Gas preflow/post flow				
Creep Start	■	■	■	■
Crater Filling	■	■	■	■
Burnback adjustment	■	■	■	■
Adjustable Inductance	■	■	■	■
Hidden functions menu1)	■	■		
Weld Schedule trigger toggle	■	■	■	■
External remote control	■	■	■	■
Synergic Control/programs	35	55/292	60	92/230
Qset	■	■	■	■
SuperPulse				■
Trigger Control Hot start				■
Time control Hot Start			■	■
Settings Limit Editor				■
Code Lock (password access)				■
User Accounts				■
Create Customised Synergic lines				■
Production Data				■
Weld Data recording				up to 100
Language Options			■	■
VRD	■	■	■	■
WeldCloud compatible			■	■

WIRE FEEDERS

## Aristo® U8<sub>2</sub> Controller

Developed for durability and usability



WIRE FEEDERS

**QSet™** is the best single parameter automatic arc system on the market for the perfect short arc. The advantages are enormous! You set up the machine with the appropriate gas/wire combination, press the torch switch and start welding within seconds.

The machine determines the optimum parameters and makes any changes as required in a fraction of a second. The wire MMA out which is normally a constant length in MIG/MAG welding, can be varied with QSet™.

Whether you are close to the work piece with the torch or so far away that the gas protection almost ceases, the welding arc remains unchanged - always perfect. Unbeatable in deep seams, if you have to weld around corners or are welding upwards coming out of the downhand position.

Utilized with CO<sub>2</sub> gas you can weld with QSet with extremely low levels of spatter and can drastically reduce the gas costs, compared with mixed gas, without any loss of quality.

QSet is ideal for welding in restricted positions, root welding, GMA brazing and for reproducible results in the series production of parts. QSet is also available in many other ESAB controller / machine combinations.

### Synergic Lines

In the Aristo U8<sub>2</sub> Plus you have more than 230 synergic lines available to you for your welding applications. From construction steel to Super Duplex, from aluminium to Ni basic alloys or for applications of hard metal. You can create customized synergic lines yourself for any desired material and any combination of protective gas and save them as new synergic lines. You can transfer data via the USB connection, to another Aristo U8<sub>2</sub> or to your computer for data backup or exchange by e-mail.

The Aristo U8<sub>2</sub> control panel is used in combination with Aristo Feed 3004 and 4804 to set and adjust welding parameters. The U8<sub>2</sub> is developed to meet the most demanding requirements yet is designed to be simple and easy to use. The system allows you perform Pulsed or Non pulsed welding with solid or flux cored wire on mild/carbon steel as well as on Stainless. Using solid wire, you can also achieve optimal results in aluminum.

- Multilingual, menu available in 18 languages
- Knobs for quick setting of wire-feed speed and voltage
- USB connectivity for storing weld data
- Qset™ for optimum short arc setting
- Standard package synergic lines (92)

### Additional U8<sub>2</sub> Plus features:

- Complete package synergic lines (>230) and user defined synergic lines
- SuperPulse™ functionality
- Limit editor to set and measure values, file manager, auto save mode and production statistics

### SAT – Swift Arc Transfer™ (Robotic Welding Only)

Swift Arc Transfer (SAT) is a high productivity GMAW process using AristoRod™ non-copper coated wires with Advanced Surface Characteristics at travel speeds well beyond the limits of normal spray arc welding.

The advantage AristoRod non-copper-coated wire over copper-coated wires is that it does not contaminate the feed system with copper particles. Synergic lines are available for three AristoRod wire sizes and various shielding gases.

SAT produces flat welds with good penetration and without undercut. An additional advantage is the low heat input, resulting in less deformation. SAT is developed for robotic, automated and mechanized welding, and suited for fillet and overlap welds in thin to thick plate, in downhand positions.

SAT uses ESAB inverter power sources together with the Robofeed 3004 wire feeder for wire feed speeds up to 30 m/min in conjunction with U8<sub>2</sub> Plus control unit. ESAB provides a complete package of equipment, consumables, and synergic lines as well as the expertise to successfully implement the SAT process.

### Quality Control

For storage of the measured values you are offered two options in the form of the setting limits and measuring limits. The setting limits prevent the operator from inputting excessively high values for the welding process. The measuring limits ensure that the power source does not exceed the input values. Up to 16 User Accounts on three levels with various access rights and blocking codes can be used to prevent unauthorized persons from making changes.

### Production Statistics

The total arc time, total quantity of material and the number of welding processes can be logged per production statistics item. In addition, the arc time and amount of material for the last welding process are recorded, the total weld metal deposited can be recorded – and collected by WeldCloud™.

# Aristo® SuperPulse™

Innovative process for heat input control

An additional feature of the Aristo U8<sub>2</sub> Plus control is Aristo SuperPulse - a further development of the Pulse/Pulse concept, giving full control over the heat input and thereby expanding the scope of application of the GMAW process resulting in better gap bridging, reduction in distortion, and better balance of the weld penetration and its profile.

SuperPulse combines the relevant advantages of the various types of arc. For example, the quality of the pulsed arc with the productivity of the spray arc. Or pulse arc with short arc, to introduce the least amount of heat into the thinnest sheets of metal.

Or the combination of two pulsed arcs with different frequencies, for example, for the MIG welding of aluminium with a TIG look. It also allows the working range of larger wires to be expanded increasing productivity.

<p style="text-align: center;"><b>Pulse/Pulse</b></p>	<p style="text-align: center;"><b>Pulse/Short Arc</b></p>	<p style="text-align: center;"><b>Spray/Pulse</b></p>
<ul style="list-style-type: none"> <li>■ All position weldability</li> <li>■ Thicknesses from 3 to 12 mm</li> <li>■ Exceptional results on Aluminium and stainless steel</li> <li>■ Aesthetically pleasing welds with uniform bead</li> </ul>	<ul style="list-style-type: none"> <li>■ Excellent performance on thin stainless and Aluminium 1 to 5 mm</li> <li>■ Higher travel speeds compared to TIG</li> </ul>	<ul style="list-style-type: none"> <li>■ Better overall results on thicker weldments [6 mm and over]</li> <li>■ Better control of fusion and penetration</li> <li>■ Ability to weld thick Aluminium vertical up with no weaving</li> </ul>

WIRE FEEDERS

## Aristo SuperPulse Benefits:

- Easier positional welding
- Uniform penetration
- Less sensitive for root gap variations and unequal heat transfer
- GTAW weld appearance with the GMAW process
- Suitable for automated welding, e.g./with ESAB Railtrac and Miggytrac mechanised welding tractors
- Extends the working range for larger wire sizes
- With its precisely adjustable heat input and depth of penetration, Aristo SuperPulse can solve difficult welding tasks and increase productivity



## Wire Feeder Connection Cable Sets

### Warrior 400i/500i/750i Connection Cable Sets for Warrior Feed Wire Feeders

	2 m	5 m	10 m	15 m	25 m	35 m
50mm <sup>2</sup> , gas-cooled	0459836560	0459836561	0459836562	0459836563	0459836564	0459836565
50mm <sup>2</sup> , water-cooled	0459836570	0459836571	0459836572	0459836573	0459836574	0459836575
70mm <sup>2</sup> , gas-cooled	0459836880	0459836881	0459836882	0459836883	0459836884	0459836885
70mm <sup>2</sup> , water-cooled	0459836890	0459836891	0459836892	0459836893	0459836894	0459836895
95mm <sup>2</sup> , gas-cooled	0459836980	0459836981	0459836982	0459836983	0459836984	0459836985
95mm <sup>2</sup> , water-cooled	0459836990	0459836991	0459836992	0459836993	0459836994	0459836995

Also suitable for Fabricator EM 401i/501i and Fabricator Feed.

### Aristo Mig 4004i/U4000iw/5000i/U5000i Connection Cable Sets for Aristo Feed Wire Feeders

	2 m	5 m	10 m	15 m	25 m	35 m
<b>4004i Pulse</b>						
50mm <sup>2</sup> , gas-cooled	0459528560	0459528561	0459528562	0459528563	0459528564	0459528565
50mm <sup>2</sup> , water-cooled	0459528570	0459528571	0459528572	0459528573	0459528574	0459528575
70mm <sup>2</sup> , gas-cooled	0459528780	0459528781	0459528782	0459528783	0459528784	0459528785
70mm <sup>2</sup> , water-cooled	0459528790	0459528791	0459528792	0459528793	0459528794	0459528795
95mm <sup>2</sup> , gas-cooled	0459528980	0459528981	0459528982	0459528983	0459528984	0459528985
95mm <sup>2</sup> , water-cooled	0459528990	0459528991	0459528992	0459528993	0459528994	0459528995
<b>U4000iw/5000i/U5000i</b>						
95mm <sup>2</sup> , gas-cooled, 12p CAN	0456528880	0456528881	0456528882	0456528883	0456528884	0456528885
95mm <sup>2</sup> , water-cooled, 12p CAN	0456528885	0456528886	0456528887	0456528888	0456528889	0456528890
95mm <sup>2</sup> , gas-cooled, 10-12p CAN	0459528960	0459528961	0459528962			
95mm <sup>2</sup> , water-cooled, 10-12p CAN	0459528970	0459528971	0459528972	0459528973	0459528974	0459528975

### Warrior 400i/500i/750i & Aristo 500ix Connection Cable Sets with strain relief for RobustFeed Wire Feeders



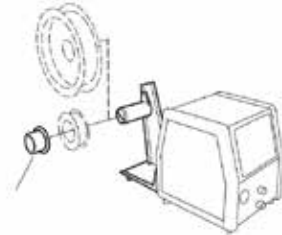



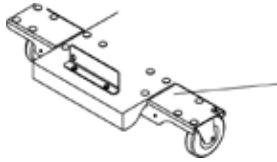


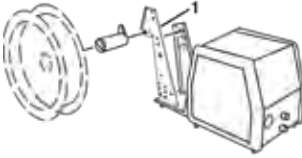
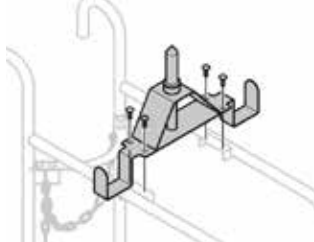
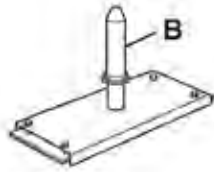
	2 m	5 m	10 m	15 m	25 m	35 m
<b>RobustFeed PRO</b>						
70mm <sup>2</sup> , gas-cooled	0446160880	0446160881	0446160882	0446160883	0446160884	0446160885
70mm <sup>2</sup> , water-cooled	0446160890	0446160891	0446160892	0446160893	0446160894	0446160895
95mm <sup>2</sup> , gas-cooled	0446160980	0446160981	0446160982	0446160983	0446160984	0446160985
95mm <sup>2</sup> , water-cooled	0446160990	0446160991	0446160992	0446160993	0446160994	0446160995
Strain Relief Kit Warrior *	0446050880					
<b>RobustFeed Pulse/U6/U82</b>						
70mm <sup>2</sup> , gas-cooled	0446255880	0446255881	0446255882	0446255883	0446255885	0446255886
70mm <sup>2</sup> , water-cooled	0446255890	0446255891	0446255892	0446255893	0446255895	0446255896
Strain Relief Kit Aristo * <sup>1)</sup>	0446050881					

\* Use Strain Relief Kit to upgrade existing Warrior/Aristo cable sets to fit with RobustFeed.

<sup>1)</sup> Required when RobustFeed wire feeder is used in combination with 5000i/U5000i.



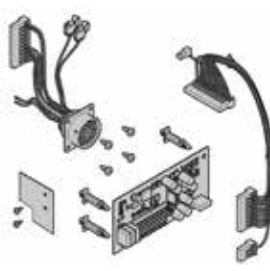


# Wire Feeder Accessories



 <p><b>Wheel Kit</b> Part Number: 0458707880 Increases the working radius from the power source. The wheel kit has four wheels and can also be placed to pivot on the power source.</p>	 <p><b>Lifting Eye</b> Part Number: 0458706880 Using this device, the feeder unit can be suspended in a swinging arm.</p>	 <p><b>Adaptor for Spool Diameter 200 mm/ 5 kg</b> Part Number: 0455410001 For use with Bobbin Holder 0458704880</p>	 <p><b>Counterbalance Arm</b> Part Number: 0458705880 Requires Stabiliser kit and Bracket kit. Not for use with RobustFeed.</p>
 <p><b>Strain Relief for Welding Torch</b> Part Number: 0457341881 Recommended in combination with wheel kit.</p>	 <p><b>Feeder Strain Relief for Connection Cables</b> Part Number: 0459234880</p>	 <p><b>Stabiliser Kit for Counterbalance Arm</b> Part Number: 0465509880</p>	 <p><b>Bracket Kit for Counterbalance Arm</b> Part Number: 0461310880</p>
 <p><b>Steel Spool Cover</b> Part Number: 0459431880 300 mm spools.</p>	 <p><b>Adaptor for Spool Diameter 440mm / 30 kg</b> Part Number: 0459233880</p>	 <p><b>Guide Pin Extension Kit</b> Part Number: 0465508880 Extension Kit required when Wire Feeder Wheel Kit is used in combination with Trolley.</p>	 <p><b>Guide Pin (if no Trolley) For use with Feed 3004 only</b> Part Number: 0458731880 <b>Insulating Bushing (b), included in guide Pin</b> Part Number: 0278300401</p>

WIRE FEEDERS

## Wire Feeder Accessories

 <p><b>Remote Connection Cable for CAN</b></p> <p>Part Number: 0459960880</p> <p>Requires MTA or M1 10Prog CAN remote) CAN 4 pole - 10 pole 5 m.</p>	 <p><b>Miggytrac/Railtrac Remote Adaptor for CAN feeders MA23, MA24, U6, U8<sub>2</sub></b></p> <p>Part Number: 0459681880</p>	 <p><b>Remote Kit - WarriorFeed 304</b></p> <p>Part Number: 0465451880</p> <p>For use with Handheld Remote Unit M1</p>	 <p><b>Remote Kit Miggytrac/Railtrac WarriorFeed 304</b></p> <p>Part Number: 0465451881</p>
---	---	--	--

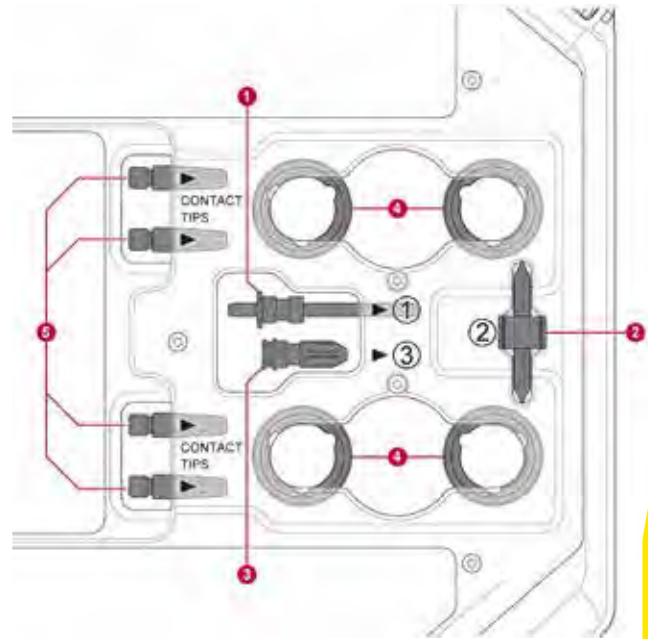
WIRE FEEDERS

 <p><b>Foot pedal T1 Foot CAN</b></p> <p>Part Number: 0460315881</p> <p>incl. 5 m cable with 10 p plug, for connection to the feeder with U6 panel.</p> <p>Part Number: 0460315880</p> <p>incl. 5 m cable with 12 p plug, for connection to the feeder for U8<sub>2</sub></p>	 <p><b>Quick Connector Marathon Pac</b></p> <p>Part Number: F102440880</p> <p>Allows connection of QCA Adaptor to inlet.</p>
---	--

# Wire Feeder Wear & Spare Parts

RobustFeed PRO/Pulse/U6/U82			
1	Inlet wire guide	0445822001 0445822002	Ø 2 mm for Fe, Ss, Al, C, 0.6-1.6 mm Ø 3 mm for Fe/C, 1.8-2.4 mm
2	Middle wire guide	0446080882 0446080883 0446080881	Fe, Ss, C, 0.6-1.6 mm Fe, C, 1.8-2.4 mm Al, 0.8-1.6 mm
3	Outlet wire guide	0445830881 0445830882 0445830885	Fe, Ss, C, 0.6-1.6 mm Fe, C, 1.8-2.4 mm Al, 0.8-1.6 mm
4	V Groove	0445850001	Fe, Ss, C, 0.6-0.8 mm
		0445850002	Fe, Ss, C, 0.8-0.9/1.0 mm
		0445850003	Fe, Ss, C, 0.9/1.0-0.9/1.0 mm
		0445850004	Fe, Ss, C, 0.9/1.0-1.2 mm *
		0445850005	Fe, Ss, C, 1.2-1.2 mm
		0445850006	Fe, Ss, C, 1.4-1.6 mm
		0445850007	Fe, Ss, C, 2.0 mm
	V-K Groove	0445850030	C, 0.9/1.0-1.2 mm
		0445850031	C, 1.2-1.2 mm
		0445850032	C, 1.2-1.4 mm
		0445850033	C, 1.6-1.6 mm
		0445850035	C, 2.0-2.0 mm
U Groove	0445850050	Al, 0.8-1.0mm	
	0445850051	Al, 1.0-1.2mm	
	0445850052	Al, 1.2-1.6mm	
5	Contact tips for the welding torch (x4)		

Fe = Steel - Ss = Stainless steel - C = Cored wire - Al = Aluminium  
\* Included in delivery.

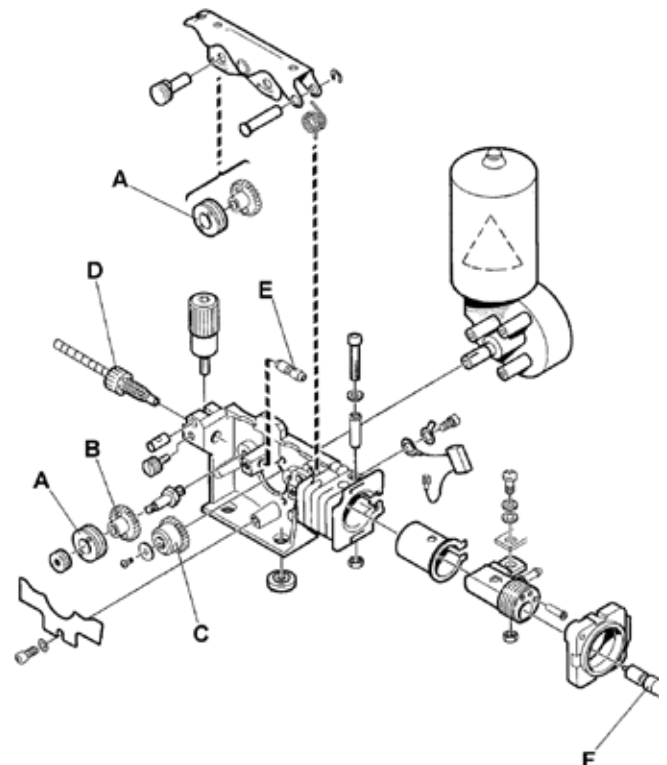


Storage compartment in lid

WIRE FEEDERS

Origo Mig C280 PRO 4WD, C340 PRO 4WD, C420 PRO, C3000i Feed 304/3004, YardFeed 200/2000			
A	Pressure/feed roller	0459052002 0459052003 0458825001 0458825002 0458824001 0458824002 0458824003	Fe, Ss, C, 0.8/1.0 mm Fe, Ss, C, 1.0/1.2 mm C, 0.9/1.2 mm (knurled) C, 1.2/1.4 mm (knurled) Al, 0.8/1.0 mm Al, 1.0/1.2 mm Al, 1.2/1.6 mm
B	Gear Adaptor	0459441880	
C	Drive gear	0459440001	
D	Inlet nozzle	0455049001	Fe, Ss, C, Al
E	Intermediate nozzle	0455072002	Fe, Ss, C
		0456615001	Al
F	Outlet nozzle	0469837880	Ø 2.0 mm Steel
		0469837881	Al

Fe = Steel - Ss = Stainless steel - C = Cored wire - Al = Aluminium

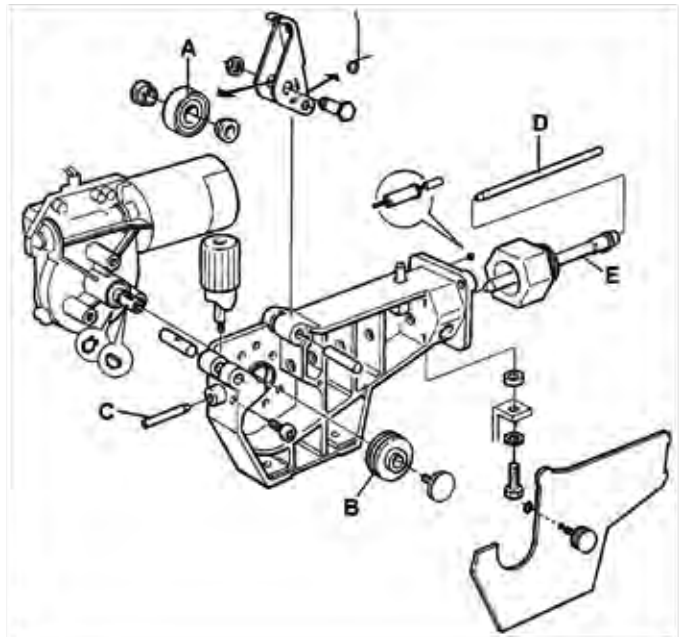


## Wire Feeder Wear & Spare Parts

### Origo Mig/Mag C170, C171, C200, C201, C250 3ph, Feed L302

<b>A</b>	Pressure roller	0455907001	Fe, Ss, C, Al
<b>B</b>	Feed Roller	0367556001	Fe, Ss, C, 0.6/0.8 mm
		0367556002	Fe, Ss, C, 0.8/1.0 mm
		0367556003 0367556004	Fe, Ss, C, 1.0/1.2 mm Al, 1.0/1.2 mm
<b>C</b>	Inlet nozzle	0466074001	Fe, Ss, C, Al
<b>D</b>	Insert tube	0455894001	Plastic, for Al to be used with 0455885001
		0455889001	For Fe, Ss, C to be used with 0455886001
<b>E</b>	Outlet nozzle	0455885001	For Al, to be used with 0455894001
		0455886001	For Fe, Ss, C to be used with 0455889001

Fe = Steel - Ss = Stainless steel - C = Cored wire - Al = Aluminium

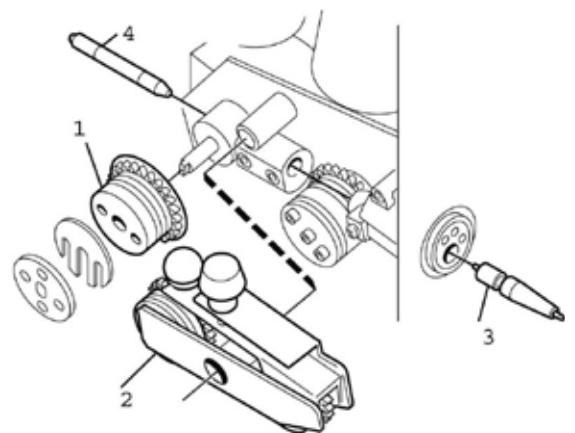
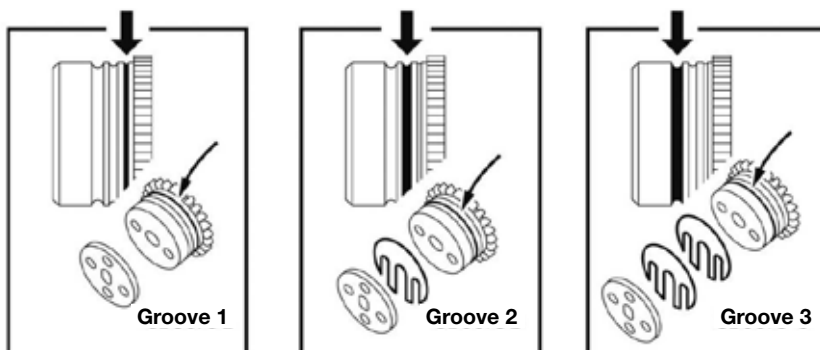


WIRE FEEDERS

### Feed 484, 4804

Wire Ø mm	Wire type	Feed roller	Bogie	Outlet nozzle	Insert tube	Groove	Marking	1	2	3
0.6-1.2	Fe, Ss, C	0366966880	0366902880	0469837880	0156603001	V	1	0.6-0.8	0,9-1.0	1.2
0.9-1.6	Fe, Ss, C	0366966900	0366902900	0469837880	0156603001	V	6	0.9-1.0*	1.2*	1.4-1.6*
1.2	Fe, Ss, C	0366966889	0366902894	0469837880	0156603001	V	7	1.2	1.2	1.2
1.4-2.4	Fe, Ss, C	0366966881	0366902881	0469837880	0156603001	V	2	1.4-1.6	2.0	2.4
1.2-2.0	C	0366966882	0366902882	0469837880	0332322001	V-G	3	1.2	1.4-1.6	2.0
2.4	C	0366966883	0366902883	0469837882	0332322002	V-G	4	2.4	-	-
1.0-1.6	Al	0366966899	0366902899	0469837881	0156603001	U	U4	1.0	1.2	1.6
1.2	Al	0366966885	0366902886	0469837881	0156603001	U	U2	1.2	1.2	1.2

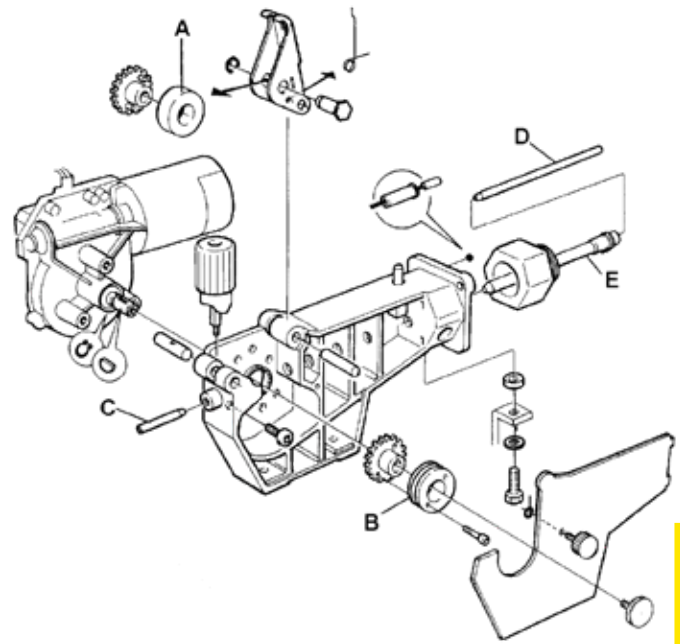
Fe = Steel - Ss = Stainless steel - C = Cored wire - Al = Aluminium G = knurled groove



# Wire Feeder Wear & Spare Parts

Origo Mig C340 PRO , Origo Feed 302		
<b>A</b>	Pressure roller	0369728001 0466262001 Fe, Ss, C, Al C, 1.0/1.2/1.4/1.6 mm
<b>B</b>	Feed Roller	0369557001 0369557002 0369557003 0369557004 0369557006 Fe, Ss, C, 0.6/0.8 mm Fe, Ss, C, 0.8/1.0 mm Fe, Ss, C, 1.0/1.2 mm C, 1.0/1.2/1.4/1.6 mm (knurled) Al, 1.0/1.2 mm
<b>C</b>	Inlet nozzle	0466074001
<b>D</b>	Insert tube	0455894001 0455889001 Plastic, for Al to be used with 0455885001 For Fe, Ss, C to be used with 0455886001
<b>E</b>	Outlet nozzle	0455885001 0455886001 For Al, to be used with 0455894001 For Fe, Ss, C to be used with 0455889001

Fe = Steel - Ss = Stainless steel - C = Cored wire - Al = Aluminium



WIRE FEEDERS

## Rogue ES 150i, 180i, 180i PRO, 200i PRO

Portable solutions for professional welding



- Superior Arc characteristics – Smooth, Stable performance
- Generator Compliant – Suitable for use with generators (recommended 7 kW)
- Easy to Use – Set the welding current and weld with excellent result
- Practical Design – makes the power source easy to carry which enables use at almost any work site
- Robust Design – IP23S Designed for Fabrication Shop or Site application
- PFC ensures a stable arc, resistant to power fluctuations even while working on long extension cables up to 100 m (PRO version only)
- Optional Analog remote control (PRO version only)

MMA/TIG machines

Specifications										
Input Voltage	Welding Output TIG			Welding Output MMA			Setting Range	Rated kVA		
230 VAC 1 ph 115/230 VAC 1ph (PRO)  ± 10% 50/60 Hz	ES 150i	150 A/16.0 V @ 25% Duty Cycle 97 A/13.9 V @ 60% Duty Cycle 75 A/13.0 V @ 100% Duty Cycle			ES 150i	150 A/26.0 V @ 25% Duty Cycle 97 A/23.9 V @ 60% Duty Cycle 75 A/23.0 V @ 100% Duty Cycle		ES 150i: 10 – 150 A	ES 150i: 6.9 kVA	
		ES 180i	180 A/17.2 V @ 25% Duty Cycle 116 A/14.6 V @ 60% Duty Cycle 90 A/13.6 V @ 100% Duty Cycle			ES 180i	170 A/26.8 V @ 20% Duty Cycle 97 A/23.9 V @ 60% Duty Cycle 75 A/23.0 V @ 100% Duty Cycle			
	ES 180i PRO		115 V	140 A/15.6 V @ 25% Duty Cycle 90 A/13.6 V @ 60% Duty Cycle 70 A/12.8 V @ 100% Duty Cycle			ES 180i PRO	115 V	110 A/24.4 V @ 25% Duty Cycle 70 A/22.8 V @ 60% Duty Cycle 55 A/22.2 V @ 100% Duty Cycle	
		230 V	180 A/17.2 V @ 25% Duty Cycle 116 A/14.6 V @ 60% Duty Cycle 90 A/13.6 V @ 100% Duty Cycle		230 V	180 A/27.2 V @ 25% Duty Cycle 116 A/24.6 V @ 60% Duty Cycle 90 A/23.6 V @ 100% Duty Cycle		ES 180i PRO: 10 – 180 A	ES 180i PRO: 6.0 kVA	
	ES 200i PRO	115 V	140 A/15.6 V @ 25% Duty Cycle 90 A/13.6 V @ 60% Duty Cycle 70 A/12.8 V @ 100% Duty Cycle		ES 200i PRO	115 V	110 A/24.4 V @ 25% Duty Cycle 70 A/22.8 V @ 60% Duty Cycle 55 A/22.2 V @ 100% Duty Cycle			ES 200i PRO: 10 – 200 A
		230 V	200 A/18.0 V @ 25% Duty Cycle 129 A/15.2 V @ 60% Duty Cycle 100 A/14.0 V @ 100% Duty Cycle			230 V	200 A/28.0 V @ 25% Duty Cycle 129 A/25.2 V @ 60% Duty Cycle 100 A/24.0 V @ 100% Duty Cycle			
	Open Circuit Voltage	Power Factor @ Max Current	Efficiency @ Max Current	Energy Save Mode	Mains Cable Length	Dimensions L x W x H	Weight			
	63 V 78 V (PRO)	0.63 0.99 (PRO)	89% 82% (PRO)	50W	3m	403 x 153 x 264 mm	6.8 kg 8.4 kg (PRO)			

Ordering Information	
Rogue ES 150iCE	0700500076
Rogue ES 180i CE	0700500077
Rogue ES 180i PRO CE	0700500078
Rogue ES 200i PRO CE	0700500079

Delivery includes power source with 3 m mains cable and plug, shoulder strap, electrode holder, 3 m return cable and clamp.

Options & Accessories	
Shoulder strap	0700500086
Rogue ES Plastic Case	0700500085
MMA 4 Analog Remote Control incl. 10 m cable	0700500084
Electrode Holder, Handy 200 A with 25 mm <sup>2</sup> , 3 m, OKC50	0700006900
Return cable kit, OKC50, 3 m	0700006901
Return cable kit, OKC50, 5 m	0700006885
SR-B 17V TIG Torch, Gas, OKC50, 4 m	0700025514
SR-B 26V TIG Torch, Gas, OKC50, 4 m	0700025522
TIG Foot Control, 4.5 m cable and 8-pin connector	W4014450

# Rogue ET 180i, 200i PRO

Portable solutions for professional welding



- Excellent high frequency TIG start ensures no failures on ignition with superior arc characteristics for smooth and stable performance
- Easy to Use – set up of welding parameters is simple and intuitive
- Robust Design – IP23S designed for both fabrication floor or site applications
- Advanced TIG controls for full cycle control to match every application you need, and pulse feature up to 500 Hz for perfect control of heat input
- PFC ensures a stable arc, resistant to power fluctuations even while working on long extension cables up to 100 m (PRO version only)
- Optional remote current adjustment from: TIG torch, foot pedal, hand remote control

Specifications								
Input Voltage	Welding Output TIG			Welding Output MMA			Setting Range	Rated kVA
230 VAC 1 ph 115/230 VAC 1ph (PRO) ± 10% 50/60 Hz	ET 180i	180 A/17.2 V @ 25% Duty Cycle 116 A/14.6 V @ 60% Duty Cycle 90 A/13.6 V @ 100% Duty Cycle		ET 180i	170 A/26.8 V @ 20% Duty Cycle 97 A/23.9 V @ 60% Duty Cycle 75 A/23.0 V @ 100% Duty Cycle		ET 180i: 10 – 180 A	ET 180i: 8 kVA
		ET 200iP PRO	115 V		140 A/15.6 V @ 25% Duty Cycle 90 A/13.6 V @ 60% Duty Cycle 70 A/12.8 V @ 100% Duty Cycle	ET 200iP PRO		
	230 V		200 A/18.0 V @ 25% Duty Cycle 129 A/15.2 V @ 60% Duty Cycle 100 A/14.0 V @ 100% Duty Cycle	230 V	200 A/28.0 V @ 25% Duty Cycle 129 A/25.2 V @ 60% Duty Cycle 100 A/24.0 V @ 100% Duty Cycle			
	Open Circuit Voltage	Power Factor @ Max Current	Efficiency @ Max Current	Energy Save Mode	Mains Cable Length	Dimensions L x W x H	Weight	
63 V 78 V (PRO)	0.63 0.99 (PRO)	89% 85% (PRO) 230 V	30W 50W (PRO)	3 m	403 x 153 x 264 mm	8.7 kg 9.6 kg (PRO)		

MMA/TIG machines

Ordering Information	
Rogue ET 180i CE	0700500080
Rogue ET 200iP PRO CE	0700500081

Delivery includes power source with 3 m mains cable and plug, shoulder strap, 4 m TIG torch SR-B 26 type, a set of wear parts including tungsten electrode, 3 m return cable with clamp.

Options & Accessories	
Shoulder strap	0700500086
MMA 4 Analog Remote Control incl. 10 m cable	0700500084
Electrode Holder, Handy 200 A with 25 mm <sup>2</sup> , 3 m, OKC50	0700006900
Return cable kit, OKC50, 3 m	0700006901
Return cable kit, OKC50, 5 m	0700006885
SR-B 26 TIG Torch, Gas, OKC50, 4 m	0700025580
SR-B 26 TIG Torch, Gas, OKC50, 8 m	0700025581
SR-B 26FX-R TIG Torch, Gas, OKC50, flex head, remote, 4 m	0700025589
SR-B 26FX-R TIG Torch, Gas, OKC50, flex head, remote, 8 m	0700025590
TIG Foot pedal, 4.5 m cable and 8-pin connector	W4014450

## Renegade™ ES 300i & ET 300i/300iP

Multi-voltage, industrial MMA/TIG machines



[esab.com/renegade](http://esab.com/renegade)



ES 300i

ET 300i

ET 300iP with cooling unit

- ES 300i has highest power-to-weight ratio in its class weighing in at 15 kg and producing 300 A at 40% duty cycle (3 ph)
- Small, lightweight system can virtually go anywhere on the jobsite; its three handle design makes it easy for transportation and maneuvering through manholes and other hard to reach areas
- ES 300i incorporates excellent performance with 6010 (cellulosic) electrodes and additional functionality to tailor Arc Force for a softer or crisper arc through a 6010 mode
- With an excellent TIG operational range from 5 to 300 A, you'll have the confidence to tackle a broad range of material thicknesses
- Intuitive Interface – the machine's digital readout display, along with large buttons with excellent feedback and controls, make it easy to set parameters and read them from a distance
- Cable Management – an integrated latch system helps control cables so they can be secured to the machine, making it easy to pack up and go
- ET300iP - Pulse HF TIG. 0.1 - 1000 pulse frequency range, the widest range in its category giving you maximum precision TIG welding capability including better arc control, penetration and increased travel speeds
- Modular system with tool-less connection to water cooler and trolley

### Specifications

Input Voltage	Welding Output TIG		Welding Output MMA		Setting Range	Input Current Draw	Rated kVA
230 VAC, 1ph 230 – 460 VAC, 3 ph ± 10% 50/60 Hz	300 A/22 V @ 40% Duty Cycle, 3 ph 250 A/20 V @ 60% Duty Cycle, 3 ph 200 A/18 V @ 100% Duty Cycle, 1/3 ph		300 A/32 V @ 40% Duty Cycle, 3 ph 250 A/30 V @ 60% Duty Cycle, 3 ph 200 A/28 V @ 100% Duty Cycle, 1/3 ph		5 – 200 A, 1 ph 5 – 300 A, 3 ph	10 A, 400 – 460 V 11 A, 380 V 20 A, 230 V	11.3 kVA
Open Circuit Voltage	Power Factor @ Max Current	Efficiency @ Max Current	Energy Save Mode	Mains Cable Length	Dimensions L x W x H	Weight	
48 V (32 V - VRD)	0.96	85% (TIG) 89% (MMA)	91 W	3m	460 x 200 x 320 mm	ES 300i: 15 kg  ET 300i/ET 300iP: 16.9 kg without cooler 26.9 kg with cooler	

### Ordering Information

Renegade ES 300i	0445100880
Renegade ES 300i, incl. shoulder strap and 5 m return cable and clamp	0445250880
Renegade ET300i	0445100900
Renegade ET300iP	0445100920

ES 300i packages include power source with 3 m mains cable and plug.

ET 300i/300iP packages include power source with 3 m mains cable and plug, 5 m return cable and clamp and 2 m gas hose w. clips.

MMA/TIG machines



# Renegade™ ES 300i & ET 300i/300iP Accessories

Options & Accessories				
Shoulder strap	0445197880			
Trolley 2-wheel	0460330881			
Electrode holder kit, Handy 300, OKC50, 3 m	0700006902			
Electrode holder kit, Handy 300, OKC50, 5 m	0700006888			
Return cable kit, OKC50, 3 m	0700006903			
Return cable kit, OKC50, 5 m	0700006889			
OKC50 male contact, pack of 4 pcs	0160360881			
MMA 3 Analog Remote Control incl. 10 m cable and 6-pin connector <sup>1)</sup>	0445870880			
MMA 3 Analog Remote Control incl. 25 m cable and 6-pin connector <sup>1)</sup>	0445870881			
10 m Replacement Cable for MMA 3 Analog Remote Control <sup>1)</sup>	0445204880			
25 m Replacement Cable for MMA 3 Analog Remote Control <sup>1)</sup>	0445204881			
Retrofitkit for MMA 3 Analog Remote Control	0445840880			
ER 1 Remote Control incl. 5 m cable and 6-pin connector	0445536881			
ER 1 Remote Control incl. 10 m cable and 6-pin connector	0445536882			
ER 1 Remote Control incl. 25 m cable and 6-pin connector	0445536883			
ER 1 Remote Control incl. 5 m cable and 4-pin connector <sup>2)</sup>	0445536880			
5 m replacement cable with 4-pin connector for ER 1 RemoteControl	0445450880			
1 to 3-phase Adaptor Renegade <sup>3)</sup>	0445139880			
Renegade ET 300i, ET 300iP Only				
EC 1000 Water-Cooler	0445045880			
Coolant 10 l	0465720002			
ER 1F Foot pedal incl. 5 m cable and 6-pin connector	0445550881			
ER 1F Foot pedal incl. 10 m cable and 6-pin connector	0445550882			
TIG Torches	4 m	8 m	12 m	16 m
SR-B 21, water-cooled, OKC50	0700025544	0700025545	0700025546	0700025547
SR-B 26, gas-cooled, OKC50	0700025518	0700025519	0700025520	0700025521

<sup>1)</sup> Compatible with Renegade ES 300i, ET 300i and ET 300iP machines with serial number over 815-xxx

<sup>2)</sup> 4-pinconnector is used for Renegade ES 300i machines with serial number up to 718-xxx-xxx.

<sup>3)</sup> Only for use with Renegade ES 300i (0445100880), ET 300i (0445100900) and ET 300iP (0445100920)



Renegade ET 300iP with cooling unit on Trolley 2-wheel (0460330881)



ER 1 Remote Control (0445536881)

## Caddy® Arc 151i, 201i, 251i

Durable, robust and portable welding machines



251i with A32 control panel

201i with A33 control panel

- Easy to Use – Set the welding current and weld with excellent result
- Practical Design – makes the power source easy to carry which enables use at almost any work site
- PFC ensures a stable arc, resistant to power fluctuations even while working on long extension cables up to 100 m
- Basic TIG controls with either scratch start or Live TIG start, just equip a TIG torch with a gas valve, a gas regulator and a cylinder of gas and you are ready to go
- Different control panel options available

### Specifications

Input Voltage	Welding Output TIG		Welding Output MMA		Setting Range	
230 VAC 1 ph 400 VAC 3 ph (251i)  ± 10% 50/60 Hz	<b>151i</b>	150 A/16.0 V @ 25% Duty Cycle 120 A/14.8 V @ 60% Duty Cycle 110 A/14.4 V @ 100% Duty Cycle	<b>151i</b>	150 A/26.0 V @ 25% Duty Cycle 100 A/24.0 V @ 60% Duty Cycle 90 A/23.6 V @ 100% Duty Cycle	151i: 8 – 150 A (MMA) A31 4 – 150 A (MMA, TIG) A33	
	<b>201i</b>	220 A/18.8 V @ 20% Duty Cycle 150 A/16.0 V @ 60% Duty Cycle 110 A/14.4 V @ 100% Duty Cycle	<b>201i</b>	170 A/26.8 V @ 25% Duty Cycle 130 A/25.2 V @ 60% Duty Cycle 110 A/24.4 V @ 100% Duty Cycle	201i: 4 – 170 A (MMA) A33 4 – 220 A (TIG) A33	
	<b>251i</b>	250 A/20.0 V @ 30% Duty Cycle 190 A/17.6 V @ 60% Duty Cycle 150 A/16.0 V @ 100% Duty Cycle	<b>251i</b>	250 A/30.0 V @ 30% Duty Cycle 190 A/27.6 V @ 60% Duty Cycle 150 A/26.0 V @ 100% Duty Cycle	251i: 4 – 250 A (MMA) A32/A34 3 – 250 A (TIG)	
Open Circuit Voltage	Power Factor @ Max Current	Efficiency @ Max Current	Energy Save Mode	Mains Cable Length	Dimensions L x W x H	Weight
58 - 72 V - A31 56 V (22V - VRD) A33 65 V (<35 V - VRD) A32/34	0.99 (151i/201i) 0.94 (251i)	81% (151i/201i) 83% (251i)	30 W	3 m	418 x 188 x 208 mm	7.9 kg (151i) 8.3 kg (201i) 10.5 kg (251i)

MMA/TIG machines

### Ordering Information

Caddy Arc 151i, A31	0460445881
Caddy Arc 201i, A33	0460445884
Caddy Arc 251i, A32	0460300880
Caddy Arc 251i, A34	0460300881

Delivery includes power source with 3 m mains cable and plug and 3 m MMA welding and return cable kit.





### Options & Accessories

Shoulder strap	0460265003
Trolley 2-wheel (for 5-10 liters gas bottle)	0459366885
SR-B 17V TIG torch, Gas, OKC50, 4 m	0700025514
SR-B 17V TIG torch, Gas, OKC50, 8 m	0700025515
SR-B 26V TIG torch, Gas, OKC50, 4 m	0700025522
SR-B 26V TIG torch, Gas, OKC50, 8 m	0700025523
<b>Caddy Arc 151i/201i</b>	
Welding cable 200A, 25 mm <sup>2</sup> , OKC50, 3m	0700006900
Return cable 200A, 25 mm <sup>2</sup> , OKC50, 3m	0700006901
Welding cable 200A, 25 mm <sup>2</sup> , OKC50, 5m	0700006884
Return cable 200A, 25 mm <sup>2</sup> , OKC50, 5m	0700006885
Confort 200	0700006004
Handy 200	0700006003
ESAB 200	0333249001
Handy 300	0700006016

## Caddy Arc Accessories

Options & Accessories	
<b>Caddy Arc 251i</b>	
Welding cable 300A, 35 mm <sup>2</sup> , OKC50, 3m	0700006902
Return cable 300A, 35 mm <sup>2</sup> , OKC50, 3m	0700006903
Welding cable 300A, 35 mm <sup>2</sup> , OKC50, 5m	0700006888
Return cable 300A, 35 mm <sup>2</sup> , OKC50, 5m	0700006889
Handy 300	0700006016

## Caddy Arc Control Panels

MMC Panel Function	Caddy Arc 151i, 201i		Caddy Arc 251i	
	A31	A33	A32	A34
	 1)			
SMAW	■	■	■	■
GTAW	■	■	■	■
Single Button operation	■			
Digital Display		■	■	■
Hot Start preset	■		2)	
Hot Start adjustment		■	■	■
Arc Force preset	■			
Arc Force adjustment		■	■	■
Arc Plus II		■	■	■
Drop Welding		■	■	■
External remote control		■	■	■
2 + 2 Memory slots		■		■

<sup>1)</sup> Scratch start.

<sup>2)</sup> In background menu.



Caddy Arc 151i, A31 on Trolley 2-wheel (0459366885)

## Caddy® Tig 1500i, 2000i

Durable, robust and portable welding machines



- Easy to Use – Set the welding current and weld with excellent result
- Practical Design – makes the power source easy to carry which enables use at almost any work site
- PFC ensures a stable arc, resistant to power fluctuations even while working on long extension cables up to 100 m
- Available as non pulsed and as pulsed for thin sheet metal applications
- Full professional MMA performance and settings

Specifications						
Input Voltage	Welding Output TIG		Welding Output MMA		Setting Range	
230 VAC 1 ph ± 10% 50/60 Hz	<b>1500i</b>	150 A/16.0 V @ 25% Duty Cycle 120 A/14.8 V @ 60% Duty Cycle 110 A/14.4 V @ 100% Duty Cycle	<b>1500i</b>	150 A/26.0 V @ 20% Duty Cycle 100 A/24.0 V @ 60% Duty Cycle 90 A/23.6 V @ 100% Duty Cycle	1500i: 3 – 150 A (TIG) 4 – 150 A (MMA)	
	<b>2000i</b>	220 A/18.8 V @ 20% Duty Cycle 150 A/16.0 V @ 60% Duty Cycle 110 A/14.4 V @ 100% Duty Cycle	<b>2000i</b>	170 A/26.8 V @ 20% Duty Cycle 130 A/25.2 V @ 60% Duty Cycle 110 A/24.4 V @ 100% Duty Cycle	2000i: 3 – 220 A (TIG) 4 – 170 A (MMA)	
Open Circuit Voltage	Power Factor @ Max Current	Efficiency @ Max Current	Energy Save Mode	Mains Cable Length	Dimensions L x W x H	Weight
72 V (<35 V - VRD)	0.99	77%/80% (TIG/MMA) 1500i 73/77.9% (TIG/MMA) 2000i	30W	3m	418 x 188 x 208 mm 418 x 188 x 345 mm (with cooler)	1500i: 9.2 kg 2000i: 9.4 kg without cooler 14 kg with cooler

MMA/TIG machines

Ordering Information			
Caddy Tig 2200i, TA33 incl. 3 m welding cable and holder, SR-B 26 TIG torch 4 m	0460450881	Caddy Tig 1500i, TA34	0460450892
Caddy Tig 1500i, TA34 incl. 3 m welding cable and holder, SR-B 17 TIG torch 4 m	0460450882	Caddy Tig 2200i, TA34	0460450893
Caddy Tig 1500i, TA33	0460450890	Caddy Tig 2200iw, TA33 incl. cooling unit	0460450894
Caddy Tig 2200i, TA33	0460450891	Caddy Tig 2200iw, TA34 incl. cooling unit	0460450895

Delivery includes power source with 3 m mains cable and plug, 1.5 m gas hose with clips and 3 m return cable.

Options & Accessories			
Adaptor kit for TIG torches with built-in remote control	0459491912	Electrode holder, 200 A, 3 m	0700006900
Foot pedal T1 Foot CAN, 5 m	0460315880	CoolMini cooling unit	0460144880
Shoulder strap	0460265003	Cooling unit mounting kit for Tig 2200i	0460509880
Electrode holder, 150 A, 3 m	0700006898	Coolant 10l	0465720002
TIG Torches			
For torches see separate page on the SR-B TIG torches range.			

# Caddy® Tig 2200i AC/DC

Durable, robust and portable welding machines



- Easy to Use – Set the welding current and weld with excellent result
- Practical Design – makes the power source easy to carry which enables use at almost any work site
- PFC ensures a stable arc, resistant to power fluctuations even while working on long extension cables up to 100 m
- Available as non pulsed and as pulsed DC for thin sheet metal applications
- Full professional MMA performance and settings with DC and AC
- QWave™ - quiet and highly dynamic AC arc
- True AC Rating™ - correct display of the actual welding current

Specifications					
Input Voltage	Setting Range		Amps Input at Rated Load TIG	Power Factor @ Max Current TIG	Rated kVA
230 V, 1 ph, 50/60 Hz	TIG AC/DC: 3 – 220 A	MMA AC/DC: 4 – 160 A	28 A	0.99	6.4 kVA
Welding Output		Dimensions L x W x H		Weight	
TIG AC/DC 220 A/18.8 V @ 20% Duty Cycle 150 A/16.0 V @ 60% Duty Cycle 140 A/15.6 V @ 100% Duty Cycle		MMA AC/DC 160 A/26.4 V @ 30% Duty Cycle 120 A/24.8 V @ 60% Duty Cycle 110 A/24.4 V @ 100% Duty Cycle		418 x 188 x 345 mm 418 x 188 x 496 mm (with cooler)	
				15.7 kg without cooler 22.1 kg with cooler	

Ordering Information	
Caddy Tig 2200i AC/DC, TA33 AC/DC incl. 3 m welding cable and holder, SR-B 26 TIG torch 4 m	0460150882
Caddy Tig 2200i AC/DC, TA34 AC/DC incl. 3 m welding cable and holder, SR-B 26 TIG torch 4 m	0460150883
Caddy Tig 2200i AC/DC, TA34 AC/DC, incl. cooling unit, 3m welding cable and holder, SR-B 20 TIG torch 4 m and 2-wheel trolley	0460150884
Caddy Tig 2200i AC/DC, TA34 AC/DC	0460150880
Caddy Tig 2200i AC/DC, TA33 AC/DC	0460150881

Delivery includes power source with 3 m mains cable and plug, 1.5 m gas hose with clips and 3 m return cable.

Options & Accessories	
Adaptor kit for TIG torches with built-in remote control	0459491912
Foot pedal T1 Foot CAN, 5 m	0460315880
Shouider strap	0460265003
CoolMini cooling unit	0460144880
Coolant 10l	0465720002
Electrode holder 200 A, 3 m	0700006900

### TIG Torches

For torches see separate page on the SR-B TIG torches range.

## Aristo® Tig 4000iw

Robust and powerful MMA/TIG welding machines



- Inverters based on IGBT technology - high performance and reliability
- Excellent welding properties - high utility and high quality
- Housing with frame made of Alutech™ extruded profile, can be lifted by crane
- Dust filter included - reduces possible failures due to deposits of for example grinding dust
- Water cooler with ELP, ESAB LogicPump (the water cooler starts automatically when the water cooled TIG torch is connected, preventing overheating)
- MMA electrodes up to 6.0 mm and Carbon arc gouging up to 8.0 mm
- Available as non pulsed and as pulsed for thin sheet metal applications

### Specifications

Input Voltage	Setting Range	Max. Output	Power Factor @ Max Current TIG	Efficiency @ Max Current TIG	Energy Save Mode	Mains Cable Length
400 VAC, 3 ph, ± 10% 50 Hz	10 - 400 A (TIG) 16 - 400 A (MMA)	400 A	0.90	81.2%	39W	3 m
Welding Output			Open Circuit Voltage		Protection Class	
TIG 400 A/26 V @ 35% Duty Cycle 320 A/23 V @ 60% Duty Cycle 250 A/20 V @ 100% Duty Cycle		MMA 400 A/36 V @ 35% Duty Cycle 320 A/33 V @ 60% Duty Cycle 250 A/30 V @ 100% Duty Cycle		60 V (<26 V - VRD)		IP23
			Dimensions L x W x H		Weight	
			625 x 394 x 776 mm		84 kg	

### Ordering Information

Aristo Tig 4000iw, TA4	0458630881
Aristo Tig 4000iw, TA6	0458630885

Delivery includes power source with 3 m mains cable and plug, 4.5 m return cable, 2 m gas hose with clips.

### Options & Accessories

Trolley 4-wheel (Tig 4000i, 4300iw)	0458530881
Coolant 10l	0465720002
Water flow guard	0456855880
Multi-voltage unit (208-575V 50/60Hz)	0459145880
Adaptor for remote-controller torches	0459491912
Foot pedal T1 Foot CAN, 5 m	0460315880
Electrode holder, 5 m	0700006892

### TIG Torches

For torches see separate page on the SR-B TIG torches range.

# Origo™ Tig 3000i AC/DC, 4300iw AC/DC

Robust and powerful MMA/TIG welding machines



- Professional TIG AC/DC welding
- QWave - quiet and highly dynamic AC arc
- True AC Rating - correct display of the actual welding current
- Professional MMA welding with Origo Tig 4300iw AC/DC
- Adjustable ArcPlus regulation, HotStart, ArcForce and switchable polarity (DC)
- Water cooler with ELP, ESAB LogicPump (the water cooler starts automatically when the water cooled TIG torch is connected, preventing overheating)

Specifications - Origo Tig 3000i AC/DC					
Input Voltage	Setting Range		Amps Input at Rated Load TIG	Power Factor @ Max Current TIG AC	Power Factor @ Max Current TIG DC
400 VAC, 3 ph, ± 10% 50/60 Hz	TIG AC/DC: 4 – 300 A	MMA AC/DC: 16 – 300 A	18 A	0.85	0.90
Welding Output		Dimensions L x W x H		Weight	
TIG AC/DC 300 A/22.0 V @ 35% Duty Cycle 240 A/19.6 V @ 60% Duty Cycle 200 A/18.0 V @ 100% Duty Cycle		MMA AC/DC 300 A/32.0 V @ 30% Duty Cycle 230 A/29.2 V @ 60% Duty Cycle 190 A/27.6 V @ 100% Duty Cycle		652 x 249 x 423 mm 652 x 249 x 631 mm (with cooler)	
				48.5 kg without cooler 71.5 kg with cooler	

Specifications - Origo Tig 4300iw AC/DC					
Input Voltage	Setting Range		Amps Input at Rated Load TIG	Power Factor @ Max Current TIG	
400 VAC, 3 ph, ± 10% 50 Hz	TIG AC/DC: 4 – 430 A	MMA AC/DC: 16 – 430 A	25 A	0.85	
Welding Output		Dimensions L x W x H		Weight	
TIG AC/DC 430 A/27.2 V @ 40% Duty Cycle 400 A/26.0 V @ 60% Duty Cycle 315 A/22.6 V @ 100% Duty Cycle		MMA AC/DC 430 A/37.2 V @ 40% Duty Cycle 400 A/36.0 V @ 60% Duty Cycle 315 A/32.6 V @ 100% Duty Cycle		625 x 394 x 776 mm 95 kg	

Ordering Information	
Origo Tig 3000i AC/DC TA24 + MMA welding cables, CoolMidi 1800 + torch SR-B 20 TIG Torch and trolley 4-wheel	0459795882
Origo Tig 3000i, TA24 AC/DC	0459735880
Origo Tig 4300iw, TA24 AC/DC	0460100880

Delivery includes power source with 5 m mains cable and plug, 4.5 m return cable, 2 m gas hose with clips.

Options & Accessories			
Trolley 2-wheel Tig (3000i AC/DC, Mig C3000i)	0459366890	Adaptor for remote-controller torches	0459491912
Trolley 4-wheel Tig (3000i AC/DC, Mig C3000i)	0460060880	Foot pedal T1 Foot CAN, 5 m	0460315880
Trolley 4-wheel (Tig 4000i, 4300iw)	0458530881	Electrode holder, 3 m	0700006888
CoolMidi 1800 cooling unit	0459840880		
Coolant 10l	0465720002		

### TIG Torches

For torches see separate page on the SR-B TIG torches range.

MMA/TIG machines




## TIG Control Panels

MMC Panel Function	Caddy Tig 1500i, 2000i		Caddy Tig 2200i AC/DC	
	TA33	TA34	TA33 AC/DC	TA34 AC/DC
				
MMA	■	■	■	■
TIG	■	■	■	■
TIG-Pulse		■		■
MicroPulse		■		■
True AC rating				■
AC Frequency				■
AC Balance				■
Electrode preheating				■
HF-start	■	■	■	■
LiftArc-start	■	■	■	■
Sheet Thickness parameters	■	■	■	■
Hot Start adjustment	■	■	■	■
Arc Force adjustment	■	■	■	■
Current slope down	■			
Current slope up/slope down		■	■	■
Gas post flow	■			
Gas pre-flow/post flow		■	■	■
2T/4T	■	■	■	■
External Remote Control		■	■	■
Digital Display	■	■	■	■
Memory Presets		2 + 2		2 + 2

MMA/TIG machines



# TIG Control Panels

MMC Panel Function	Aristo Tig 4000iw		Origo Tig 3000i, 4300iw
	TA4	TA6	TA24 AC/DC
			
MMA	■	■	■
CAG (Gouging)	■		
TIG	■	■	■
TIG-Pulse		■	■
MicroPulse		■	■
True AC rating			■
AC Frequency			■
AC Balance			■
Electrode preheating			■
HF-start	■	■	■
LiftArc-start	■	■	■
Hot Start adjustment	■	■	■
Arc Force adjustment	■	■	■
Current slope up/slope down	■	■	■
Gas pre-flow/post flow	■	■	■
2T/4T	■	■	■
Language Options		■	
External Remote Control		■	■
Digital Display	■	■	■
Memory Presets		10 + 3	2 + 2

## Heliarc™ 281i & 353i AC/DC

For demanding TIG/MMA applications



- High quality TIG-welding - Exceptional performance across a wide variety of materials
- Excellent Arc control - Stable arc characteristics and settings provide excellent arc control and fast welding speed
- Hot start AC - Excellent arc starts at low Amp AC TIG welding
- AC or DC Pulsed TIG welding - Easy control of heat input and the weld pool. enhanced aesthetic weld bead appearance
- Dual TIG function - Switch between two weld current levels while welding via torch switch. Allows operator to manually control weld puddle fluidity
- Superior MMA performance - Even with 60XX electrodes
- Liftarc Mode even on AC - Ideal for applications where HF (High Frequency) is not permitted
- Inverter / microprocessor technology - Highly efficient with low input power requirements. Precise arc control coupled with low weight & size
- AC Pulsing 0.4-2 Hz - Ideal for thin gauge aluminum

### Specifications

Input Voltage	Setting Range		Fuse type	Power Factor @ Max Current TIG	Rated kVA
400 V, 3 ph, 50/60 Hz	TIG AC/DC: 4 – 280 A (283i) 4 – 350 A (353i)	MMA AC/DC: 4 – 250 A (283i) 4 – 350 A (353i)	20 A (283i) 25 A (353i)	0.75 (283i) 0.80 (353i)	11 kVA/14.2 kVA TIG/MMA (283i) 14.5 kVA/19 kVA TIG/MMA (353i)
Gas Pre-Flow	Gas-Post Flow	Slope Up/Down	Frequency AC	DC Pulse Mode Frequency	AC Pulse Mode Frequency
0.5 – 30 s	0.5 – 30 s	0.1 – 10 s	20 – 200 Hz	0.4 – 300 Hz	0.2 – 2 Hz
Pulse Duty (pulse time/background time)		Background Current % of Main	Start/Crater Current (4 stroke) % of Main		Protection Class
30 – 65%		10 – 90 A	10 – 90 A		IP21S
Welding Output			Dimensions L x W x H	Weight	
TIG & MMA AC/DC (283i) 280 A @ 40% Duty Cycle		TIG & MMA AC/DC (353i) 350 A @ 20% Duty Cycle	600 x 300 x 620 mm	50 kg without cooler 85 kg with cooler & trolley	

### Ordering Information

Heliarc 283i gas-cooled incl. trolley and 26 type TIG torch 4 m	0479000006
Heliarc 283i water-cooled Package incl. trolley, water cooler and 20 type TIG torch 4 m	0479000005
Heliarc 353i water-cooled Package incl. trolley, water cooler and 400 type TIG torch 4 m	0479000004
Heliarc 283i AC/DC 400V CE	0700300701
Heliarc 353i AC/DC 400V CE	0700300702

Delivery includes power source with 3 m mains cable and plug, 5 m return cable with clamp and OKC50 connector, 1.5 m gas hose with clips.

# Heliarc™ 281i & 353i AC/DC Accessories

Options & Accessories	
Water Cooler (Heliarc)	0700300703
Trolley 4-wheel (Heliarc)	0558101702
Coolant 10l	0465720002
Foot pedal FC-5C, 9 m	0558004234
Electrode holder, 3 m	0700006888
TIG Torches	
SR-B 21R TIG Torch, Water, OKC50, 8 m (Heliarc)	0700025577
SR-B 400-R TIG Torch, Water, OKC50, 8 m (Heliarc)	0700025579
SR-B 21FX-R TIG Torch, Water, OKC50, 8 m (Heliarc)	0700025578

FX = Flexible head, R = Remote. For full SR-B TIG Torch range please see separate page.



Heliarc 353i on Heliarc trolley, showing the water-cooling compartment



## MXL MIG Torches

For light/medium-duty fabrication



This second generation of MXL torches has gone through a complete look and feel redesign. The improved performance of all models targets industrial applications. Consumables are standard Euro style.

- High quality torch for industrial use
- Ergonomic handle with knuckle joint
- Both gas and water-cooled models available
- Soft grip areas for high comfort  
(MXL 341, 411w and 511w)

Specifications				
Model	Rated Output, Gas		Wire Size	Cooling
201	150 A @ 60% duty cycle, Mixed	160 A @ 60% duty cycle, CO <sub>2</sub>	up to 1.0 mm	Gas
271	210 A @ 60% duty cycle, Mixed	230 A @ 60% duty cycle, CO <sub>2</sub>	up to 1.2 mm	Gas
341	300 A @ 60% duty cycle, Mixed	330 A @ 60% duty cycle, CO <sub>2</sub>	up to 1.6 mm	Gas
411W	350 A @ 60% duty cycle, Mixed	400 A @ 60% duty cycle, CO <sub>2</sub>	up to 1.6 mm	Water
511W	450 A @ 60% duty cycle, Mixed	500 A @ 60% duty cycle, CO <sub>2</sub>	up to 1.6 mm	Water

Ordering Information	3 m	4 m	5 m
MXL 201 with Euro Connection	0700025220	0700025221	0700025222
MXL 271 with Euro Connection	0700025230	0700025231	0700025232
MXL 341 with Euro Connection	0700025240	0700025241	0700025242
MXL 411W with Euro Connection	0700025250	0700025251	0700025252
MXL 511W with Euro Connection	0700025260	0700025261	0700025262

## MXL Wear Parts

Ordering Information	201	271	341	411W	511W
<b>Liners – Steel (for steel and cored wires)</b>					
0.8 – 1.0, Blue, 3 m	0700200085	■ *	■	■	■
0.8 – 1.0, Blue, 4 m	0700200086	■ *	■	■	■
0.8 – 1.0, Blue, 5 m	0700025800	■	■	■	■
1.0 – 1.2, Red, 3 m	0700200087		■ *	■ *	■ *
1.0 – 1.2, Red, 4 m	0700200088		■ *	■ *	■ *
1.0 – 1.2, Red, 5 m	0700025801		■ *	■ *	■ *
1.2 – 1.6, Yellow, 3 m	0700025802		■	■	■
1.2 – 1.6, Yellow, 4 m	0700025803		■	■	■
1.2 – 1.6, Yellow, 5 m	0700025804		■	■	■
<b>Liners – PTFE (for steel and aluminum)</b>					
1.0 – 1.2, Red, 3 m	0700200091	■	■	■	■
1.0 – 1.2, Red, 4 m	0700200092	■	■	■	■
1.0 – 1.2, Red, 5 m	0700025812	■	■	■	■
1.2 – 1.6, Yellow, 3 m	0700025813		■	■	■
1.2 – 1.6, Yellow, 4 m	0700025814		■	■	■
1.2 – 1.6, Yellow, 5 m	0700025815		■	■	■
<b>Liners – PA/Bronze (for stainless steel and aluminium)</b>					
0.8 – 1.0, Anthracite 3 m	0700025816		■	■	■
0.8 – 1.0, Anthracite 4 m	0700025817		■	■	■
0.8 – 1.0, Anthracite 5 m	0700025818		■	■	■
1.2 – 1.6, Anthracite 3 m	0700025819		■	■	■
1.2 – 1.6, Anthracite 4 m	0700025820		■	■	■
1.2 – 1.6, Anthracite 5 m	0700025821		■	■	■

\* supplied as standard.

# MXL Wear Parts

Ordering Information		201	271	341	411W	511W
<b>Wear Parts</b>						
1	Gas Nozzle Conical	0700200054 *	0700200055 *	0700200056 *	0700025295 *	0700025295 *
1	Gas Nozzle Tapered	0700200060	0700200061	0700200062	0700025296	0700025296
1	Gas Nozzle Cylindrical	0700200057	0700200058	0700200059	0700025297	0700025297
1	Gas Nozzle Tapered M6	-	-	-	0700025298	0700025298
1	Gas Nozzle FCAW	0700200105	-	-	-	-
2	Tip Adaptor M6	-	0700200073 *	0700200074 *	0700025292	0700025292
3	Tip Adaptor M8	-	0700025289	0700025290	0700025291 *	0700025291 *
4	Nozzle Spring	0700200078	0700200079	-	-	-
5	Gas Diffusor	-	-	0700200080	0700025293/4	0700025293/4

\* supplied as standard.

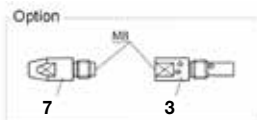
Ordering Information		201	271 <sup>1)</sup> / 341 <sup>2)</sup>			411W / 511W		
<b>Contact Tips</b>		Cu						
6	Contact Tip M6 x 25 Ø 0.6	0700200063	-	-	-	-	-	-
6	Contact Tip M6 x 25 Ø 0.8	0700200064 *	-	-	-	-	-	-
6	Contact Tip M6 x 25 Ø 0.9	0700200065	-	-	-	-	-	-
6	Contact Tip M6 x 25 Ø 1.0	0700200066	-	-	-	-	-	-



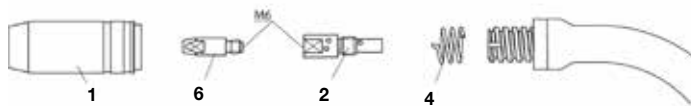
		Cu	CuCrZr	Alu Cu	Cu	CuCrZr	Alu Cu
6	Contact Tip M6 x 28 Ø 0.8	0700200068	0700200081	-	0700200068	0700200081	-
6	Contact Tip M6 x 28 Ø 0.9	0700200069	0700200082	-	0700200069	0700200082	-
6	Contact Tip M6 x 28 Ø 1.0	0700200070 <sup>1)</sup>	0700200083	0700025273	0700200070	0700200083	0700025273
6	Contact Tip M6 x 28 Ø 1.2	0700200071 <sup>2)</sup>	0700200084	0700025274	0700200071	0700200084	0700025274
7	Contact Tip M8 x 30 Ø 0.8	0700025275	0700025280	-	0700025275	0700025280	-
7	Contact Tip M8 x 30 Ø 0.9	-	0700025281	-	-	0700025281	-
7	Contact Tip M8 x 30 Ø 1.0	0700025276	0700200103	0700025286	0700025276	0700200103	0700025286
7	Contact Tip M8 x 30 Ø 1.2	0700025277	0700200104	0700025287	0700025277 *	0700200104	0700025287
7	Contact Tip M8 x 30 Ø 1.4	-	-	-	0700025278	0700025284	-
7	Contact Tip M8 x 30 Ø 1.6	0700025279	0700025285	0700025288	0700025279	0700025285	0700025288

\* <sup>1) 2)</sup> supplied as standard.

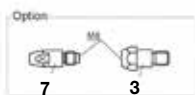
Wear and spare parts for older models please see instruction manual and contact your local ESAB representative.



**MXL 271**



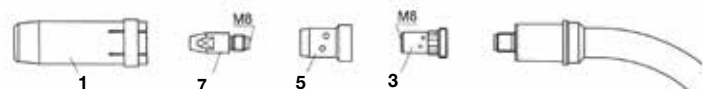
**MXL 201**



**MXL 341**



**MXL 411W**  
**MXL 511W**



## MXL Spare Parts

Ordering Information	201	271	341	411W	511W
Head Insulator		0700200096		-	-
Swan Neck	0700025200	0700025201	0700025202	0700025203	0700025204
Handle Complete Expert	0700025900		0700025901	0700025902	
Trigger, Yellow, 2-poles		0700025903		-	-
Cable Support cpl.		0700025950		0700025971	
Adaptor Nut		0700025951		-	-
Central Connector		0700200101		0700025970	
Quick Connector	-	-	-	-	-
Liner Locking Nut		0700200098		-	-
Cylinder Head Screw M4 x 6		0700025952		-	-
O-ring 4.0 x 1.0 mm (gas nipple)		0700025953		-	-
Screw Expert Handle		0700025904		-	-
Hose Clamp w/ Ring Ø 8.7 / 9.0 / 9.5	-	-	-	0700025974/5/6	
Clamping Ring Outer Cover	-	-	-	0700025972	
PVC-hose, 4.5 x 1.5 mm / 5 x 1.5 mm	-	-	-	0700025993/4	
Fabric Outer Cover	-	-	-	0700025992	
<b>Cables</b>	<b>3 m</b>	<b>4 m</b>	<b>5 m</b>		
Coaxial Cable MXL 201	0700025960	0700025961	-		
Coaxial Cable MXL 271	0700025962	0700025963	-		
Coaxial Cable MXL 341	0700025964	0700025965	0700025966		
Water-power Cable, Blue MXL 411W/511W	0700025983	0700025984	0700025985		
Wire Conduit, Yellow MXL 411W/511W	0700025986	0700025987	0700025988		
Control Cable cpl. MXL 411W/511W	0700025989	0700025990	0700025991		
Cable Assembly MXL 411W/511W	0700025980	0700025981	0700025982		

Wear and spare parts for older models please see instruction manual and contact your local ESAB representative.

## PSF Wear Parts

Ordering Information	260/260C	315	415/415C	515	420W/420CW	520W
<b>Liners – Steel (for steel and cored wires)</b>						
0.8 – 1.0, Blue, 3 m	0700200085	■	■	■	■	■
0.8 – 1.0, Blue, 4 m	0700200086	■	■	■	■	■
0.8 – 1.0, Blue, 5 m	0700025800	■	■	■	■	■
1.0 – 1.2, Red, 3 m	0700200087		■	■	■	■
1.0 – 1.2, Red, 4 m	0700200088		■	■	■	■
1.0 – 1.2, Red, 5 m	0700025801		■	■	■	■
1.2 – 1.6, Yellow, 3 m	0700025802			■	■	■
1.2 – 1.6, Yellow, 4 m	0700025803			■	■	■
1.2 – 1.6, Yellow, 5 m	0700025804			■	■	■
<b>Liners – PTFE (for steel and aluminum)</b>						
1.0 – 1.2, Red, 3 m	0700200091	■	■	■	■	■
1.0 – 1.2, Red, 4 m	0700200092	■	■	■	■	■
1.0 – 1.2, Red, 5 m	0700025812	■	■	■	■	■
1.2 – 1.6, Yellow, 3 m	0700025813		■	■	■	■
1.2 – 1.6, Yellow, 4 m	0700025814		■	■	■	■
1.2 – 1.6, Yellow, 5 m	0700025815		■	■	■	■
<b>Liners – PA/Bronze (for stainless steel and aluminium)</b>						
0.8 – 1.0, Anthracite 3 m	0700025816		■	■	■	■
0.8 – 1.0, Anthracite 4 m	0700025817		■	■	■	■
0.8 – 1.0, Anthracite 5 m	0700025818		■	■	■	■
1.2 – 1.6, Anthracite 3 m	0700025819		■	■	■	■
1.2 – 1.6, Anthracite 4 m	0700025820		■	■	■	■
1.2 – 1.6, Anthracite 5 m	0700025821		■	■	■	■

\* supplied as standard.

## PSF MIG Torches

For medium/heavy-duty fabrication



The next generation of PSF has been completely redesigned with front-end wear parts that remain fully compatible with the time-proven heritage PSF wear parts. The modern look and feel, as well as improved performance, make this the right tool for even the most demanding industrial applications.

- 4 sizes of gas-cooled & 2 sizes of water-cooled models
- PSF 260 with rotatable neck
- PSF 520W with dual-circuit cooling system for optimal performance
- Threaded gas nozzles secures a firm fit and better heat dispersion
- Very durable wear part system with robust tip Adaptor and long tips for toughest applications
- CuCrZr contact tips for long life
- Optional remote control module on selected variants

### Specifications

Model	Rated Output, Gas		Wire Size	Cooling
260	225 A @ 60% duty cycle, Mixed	250 A @ 60% duty cycle, CO <sub>2</sub>	up to 1.0 mm	Gas
315	285 A @ 60% duty cycle, Mixed	315 A @ 60% duty cycle, CO <sub>2</sub>	up to 1.2 mm	Gas
415	325 A @ 60% duty cycle, Mixed	380 A @ 60% duty cycle, CO <sub>2</sub>	up to 1.6 mm	Gas
515	400 A @ 60% duty cycle, Mixed	450 A @ 60% duty cycle, CO <sub>2</sub>	up to 1.6 mm	Gas
420W	450 A @ 60% duty cycle, Mixed	450 A @ 60% duty cycle, CO <sub>2</sub>	up to 1.6 mm	Water
520W *	500 A @ 60% duty cycle, Mixed	500 A @ 60% duty cycle, CO <sub>2</sub>	up to 1.6 mm	Water

\* Dual-circuit cooling system (520w) ensure the critical front-end stays cool even under extreme conditions. Less heat means better wire feedability and fewer production stops to change wear parts.

Ordering Information	3 m	4 m	5 m
PSF 260, with Euro Connection	0700025020	0700025021	0700025022
PSF 315, with Euro Connection	0700025030	0700025031	0700025032
PSF 315 RS3, with Euro Connection	-	0700025033	-
PSF 415, with Euro Connection	0700025040	0700025041	0700025042
PSF 415 RS3, with Euro Connection	-	0700025043	-
PSF 515, with Euro Connection	0700025050	0700025051	0700025052
PSF 420W, with Euro Connection	0700025060	0700025061	0700025062
PSF 420W RS3, with Euro Connection	0700025063	0700025064	-
PSF 520W, with Euro Connection	0700025070	0700025071	0700025072
PSF 520W RS3, with Euro Connection	0700025073	0700025074	-

RS3 is compatible with any ESAB machines with MA23-, MA24-, MA25-, U6- and U82 control panels as well as RobustFeed Pulse wire feeder.

## PSF Wear Parts

Ordering Information		260/260C	315	415/415C	515	420W/420CW	520W
<b>Wear Parts</b>							
1	Gas Nozzle Standard	0458464881 (Ø 14 mm)	0458464882 (Ø 16 mm)	0458464883 (Ø 17 mm)	0458464884 (Ø 18 mm)	-	-
1	Gas Nozzle Conical	0458465881 (Ø 12 mm)	0458465882 (Ø 14 mm)	-	0458465884 (Ø 15 mm)	0458464882 (Ø 16 mm)	0458464883 (Ø 17 mm)
1	Gas Nozzle Conical only for M6	-	-	0458465883 (Ø 15 mm)	-	0458465882 (Ø 14 mm)	0458465883 (Ø 15 mm)
1	Gas Nozzle Cylindrical/Straight	0458470881 (Ø 16 mm)	0458470882 (Ø 19 mm)	0458470883 (Ø 21 mm)	0458470884 (Ø 21 mm)	0458470882 (Ø 19 mm)	0458470883 (Ø 21 mm)
3	Tip Adaptor M6	0366314001			-	0366394001	
3	Tip Adaptor M8	-	0366395001			0460819001	
4	Insulation Bushing/Washer	0366397001		0366397002		0458874001	

## PSF Wear Parts



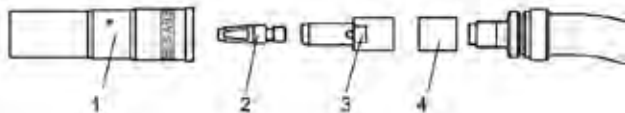
Ordering Information				260/260C	315	415/415C/420W/420CW	515/520W
	Contact Tips	CO <sub>2</sub>	Mix				
2	Contact Tip M6 x 27 CuCrZr	0.6	-		0468500001		-
2	Contact Tip M6 x 27 CuCrZr	-	0.6		0468500002		-
2	Contact Tip M6 x 27 CuCrZr	0.8	-		0468500003*		-
2	Contact Tip M6 x 27 CuCrZr	0.9	0.8		0468500004		-
2	Contact Tip M6 x 27 CuCrZr	1.0	0.9		0468500005*		-
2	Contact Tip M6 x 27 CuCrZr	1.2	1.0		0468500007*		-
2	Contact Tip M6 x 27 CuCrZr	1.4	1.2	-		0468500008 *	-
2	Contact Tip M6 x 27 CuCrZr	1.6	-	-		0468500009	-
2	Contact Tip M6 x 27 CuCrZr	-	1.6	-		0468500010	-

2	Contact Tip M8 x 37 CuCrZr	0.8	-			0468502003 *	
2	Contact Tip M8 x 37 CuCrZr	0.9	0.8			0468502004	
2	Contact Tip M8 x 37 CuCrZr	1.0	0.9			0468502005 *	
2	Contact Tip M8 x 37 CuCrZr	1.2	1.0			0468502007 *	
2	Contact Tip M8 x 37 CuCrZr	1.4	1.2			0468502008 *	
2	Contact Tip M8 x 37 CuCrZr	1.6	-			0468502009	
2	Contact Tip M8 x 37 CuCrZr	-	1.6			0468502010	
2	Contact Tip M8 x 37 CuCrZr	2.0	2.0			0468502011	
2	Contact Tip M8 x 37 CuCrZr	2.4	2.4			0468502012	

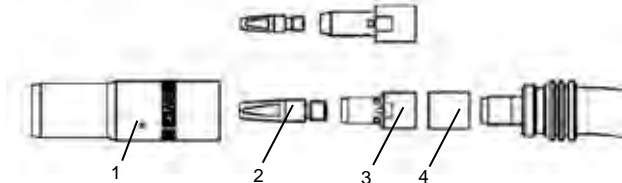
\* supplied as standard.

Wear and spare parts for older models please see instruction manual and contact your local ESAB representative.

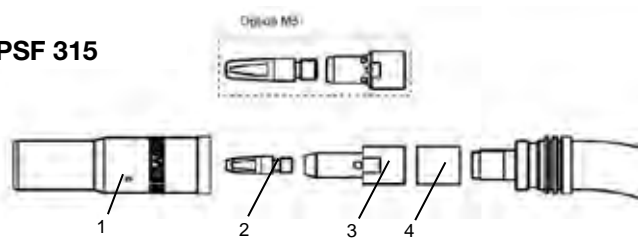
### PSF 260



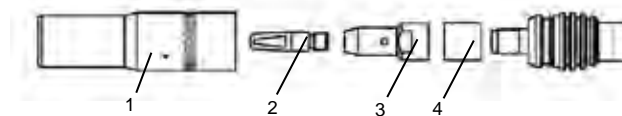
### PSF 415



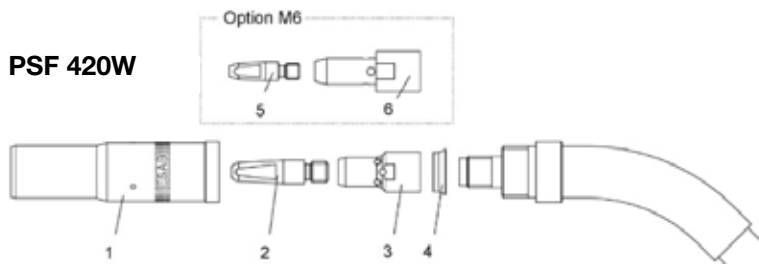
### PSF 315



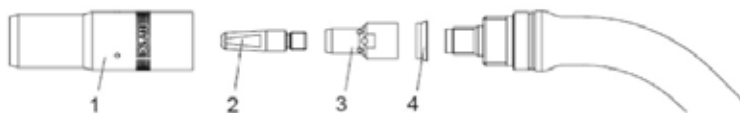
### PSF 515



### PSF 420W



### PSF 520W



MIG & TIG Torches



## MXH Push-pull MIG Torches

Excellent feeding reliability for high demands



The gas-cooled MXH 315PP and water-cooled MXH 420WPP push-pull systems are created for RobustFeed Pulse and Aristo Feed 3004.

- Permanent, stable feeding by precise feed rolls and high-performance motor
- Easy change between a straight- or 45° rotatable swan neck
- Quick change of feeder rolls without tools
- Potentiometer for easy remote access to wire-feed settings

### Specifications

Model	Rated Output, Gas		Wire Size	Cooling
315PP	270 A @ 60% duty cycle, Mixed	310 A @ 60% duty cycle, CO <sub>2</sub>	up to 1.6 mm	Gas
420WPP	400A @ 60% duty cycle, Mixed	430 A @ 60% duty cycle, CO <sub>2</sub>	up to 1.6 mm	Water

### Ordering Information

Ordering Information	8 m	12 m
MXH 315PP, 0° Straight neck	0700025304	0700025305
MXH 315PP, 45° Swan neck	-	0700025306
MXH 420WPP, 0° Straight neck	0700025307	0700025308
MXH 420WPP, 45° Swan neck	-	0700025309

PP connection and wire feed control kit, Aristo/OrigoFeed 3004 (0459681882)

For wear & spare parts, please see separate instruction manual.

## PSF Fume-extraction MIG Torches

Fume extraction torches with excellent extraction capacity



Range of fume extraction torches with a reliable and robust design, made to capture the fumes directly at the source.

- Leather protected hose
- Robust steel knuckle-joint for improved mobility
- Remote and rotatable T-piece ensures that dirt and fume particles does not interfere with critical parts in the Euro connection
- Extensive and robust PSF wear parts system including CuCrZr tips as standard

### Specifications

Model	Rated Output, Gas		Wire Size	Cooling
260C	250 A @ 60% duty cycle, CO <sub>2</sub>	225 A @ 60% duty cycle, Mixed	up to 1.0 mm	Gas
415C	380 A @ 60% duty cycle, CO <sub>2</sub>	325 A @ 60% duty cycle, Mixed	up to 1.6 mm	Gas
420CW	450 A @ 60% duty cycle, CO <sub>2</sub>	450 A @ 60% duty cycle, Mixed	up to 1.6 mm	Water

### Ordering Information

Ordering Information	3 m	4 m	5 m
PSF 260C, with Euro Connection	0700025420	0700025421	0700025422
PSF 415C, with Euro Connection	0700025440	0700025441	0700025442
PSF 415C RS3, with Euro Connection	0700025443	0700025444	0700025445
PSF 420CW, with Euro Connection	0700025450	0700025451	0700025452
PSF 420CW RS3, with Euro Connection	0700025453	0700025454	0700025455

RS3 is compatible with any ESAB machines with MA23-, MA24-, MA25-, U6- and U82 control panels as well as RobustFeed Pulse wire feeder.

## SR-B TIG Torches

Multi-functional and ergonomic TIG welding torches



SR-B torches are dedicated to quality. The torches are designed to provide convenience and versatility. Choose between gas-cooled or water cooled, with or without gas-valve and with optional flexible head to suit your individual application.

- Gas cooled torches always measured at 60% duty cycle. Water cooled at 100% duty cycle.
- Ergonomically formed handle with toggle switch.
- Cable assembly with swivel cable support on the handle
- The torches are also available with up/down function for ESAB CAN-bus controlled machines. (requires separate adapter)

Specifications				
Model	Rated Output, AC	Rated Output, DC	Electrode Ø	Cooled
SR-B 9	80 A @ 60% duty cycle	110 A @ 60% duty cycle	up to 1.6 mm	Gas
SR-B 17	100 A @ 60% duty cycle	140 A @ 60% duty cycle	up to 2.4 mm	Gas
SR-B 18	225 A @ 100% duty cycle	320 A @ 100% duty cycle	up to 4.0 mm	Water
SR-B 20	160 A @ 100% duty cycle	220 A @ 100% duty cycle	up to 3.2 mm	Water
SR-B 21	240 A @ 100% duty cycle	340 A @ 100% duty cycle	up to 3.2 mm	Water
SR-B 26	140 A @ 60% duty cycle	200 A @ 60% duty cycle	up to 4.0 mm	Gas
SR-B 26 HD	160 A @ 60% duty cycle	230 A @ 60% duty cycle	up to 4.0 mm	Gas
SR-B 400	315 A @ 100% duty cycle	450 A @ 100% duty cycle	up to 4.8 mm	Water

Ordering Information OKC25	4 m	8 m
SR-B 9V	0700025504	0700025505
SR-B 17V	0700025512	0700025513

FX = Flexible head, V = Valve, HD = Heavy Duty, R = Remote

Ordering Information OKC50	4 m	8 m	12 m	16 m
SR-B 9	0700025500	0700025501	-	-
SR-B 9-R	0700025559	-	-	-
SR-B 9FX	0700025506	0700025507	-	-
SR-B 9FX-R	-	0700025562	-	-
SR-B 17	0700025508	0700025509	0700025510	0700025511
SR-B 17-R	0700025563	0700025564	-	-
SR-B 17FX	0700025516	0700025517	-	-
SR-B 17V	0700025514	0700025515	-	-
SR-B 26	0700025518	0700025519	0700025520	0700025521
SR-B 26-R	0700025567	0700025568	-	-
SR-B 26FX	0700025524	0700025525	-	-
SR-B 26FX-R	0700025569	0700025570	-	-
SR-B 26HD	0700025526	0700025527	-	-
SR-B 26V	0700025522	0700025523	-	-
SR-B 26V HD	0700025530	0700025531	-	-
SR-B 26 FX HD	0700025532	0700025533	-	-
SR-B 18	0700025550	0700025551	-	-
SR-B 18FX	0700025554	0700025555	-	-
SR-B 20	0700025534	0700025535	-	-
SR-B 20FX	0700025536	0700025537	-	-
SR-B 21	0700025544	0700025545	0700025546	0700025547
SR-B 21FX	0700025548	0700025549	-	0700025558
SR-B 400	0700025538	0700025539	-	-
SR-B 400 R	0700025575	0700025576	-	-

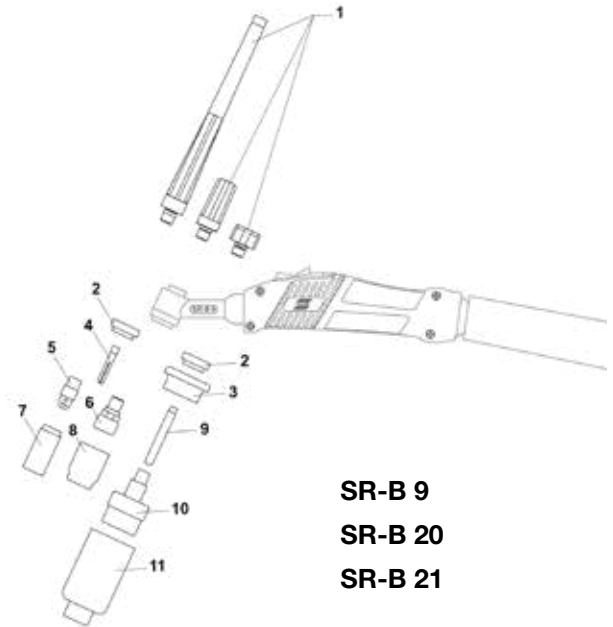
FX = Flexible head, V = Valve, HD = Heavy Duty, R = Remote

## SR-B Wear Parts

Nozzles, collets, collet bodies and gas lenses for **SR-B 9**, **SR-B 20**, and **SR-B 21** torches.

Ordering Information SR-B 9, SR-B 20, SR-B 21				
No.	Size	Description	Part Number	
1	Long	Back cap	<b>0365310051</b>	
	Medium		0365310050	
	Short		0365310049	
2		Heat shield	<b>0366960017</b>	
3		Adaptor Jumbo gas lens	0157123026	
4	Ø 0.5	Collet standard and	0365310027	
	Ø 1.0	gas lens	0365310028	
	Ø 1.6	SR-B 9	<b>0365310029</b>	
	Ø 2.0		0700025662	
	Ø 2.4	SR-B 20/21	<b>0365310030</b>	
	Ø 3.0		0700025663	
	Ø 3.2		0365310091	
	5	Ø 0.5-1.6	Collet body standard	0365310037
Ø 2.0-2.4			0365310039	
Ø 3.0-3.2			0365310090	
6	Ø 1.0	Collet body w. gas lens	0157121016	
	Ø 1.6		0157121017	
	Ø 2.0-2.4		0157121018	
	Ø 3.0-3.2		0157121041	
7	Ø 6.4 (No.4)	Gas nozzle standard	0365310044	
	Ø 8.0 (No.5)	L=30 mm	0365310045	
	Ø 9.8 (No.6)	SR-B 9	<b>0365310046</b>	
	Ø 11.2 (No.7)	SR-B 20/21	<b>0365310047</b>	
	Ø 12.7 (No.8)		0365310048	
-	Ø 5.0 (No.3)	Gas nozzle std long	0700025664	
	Ø 6.4 (No.4)	L=48 mm	0700025665	
	Ø 8.0 (No.5)	L=48 mm	0700025666	
	Ø 9.5 (No.6)	L=48 mm	0700025667	
	Ø 6.5 (No.4)	L=63 mm	0700025668	
	Ø 8.0 (No.5)	L=63 mm	0700025669	
	Ø 9.5 (No.6)	L=63 mm	0700025670	
	Ø 6.5 (No.4)	L=89 mm	0700025671	
	8	Ø 6.4 (No.4)	Gas nozzle for gas lens	0157121032
		Ø 8.0 (No.5)	L=25.5 mm	0157121033
Ø 9.8 (No.6)			0157121034	
Ø 11.2 (No.7)			0157121039	
Ø 12.7 (No.8)			0157121040	
-	Ø 6.4 (No.4)	Gas nozzle for gas lens	0700025658	
	Ø 8.0 (No.5)	long L=35 mm	0700025659	
	Ø 9.8 (No.6)	L=35 mm	0700025660	

**Bold** = standard delivery.



**SR-B 9**  
**SR-B 20**  
**SR-B 21**

Ordering Information SR-B 9, SR-B 20, SR-B 21			
No.	Size	Description	Part Number
	Ø 11.2 (No.7)	L=35 mm	0700025661
9	Ø 1.0	Collet for Jumbo gas-	0700025672
	Ø 1.6	lens	0700025673
	Ø 2.0-2.4		0700025674
	Ø 3.0-3.2		0700025675
10	Ø 1.0-1.6	Gas lens, Jumbo	0700025676
	Ø 2.4		0700025677
	Ø 3.2		0700025678
11	Ø 9.8 (No.6)	Gas nozzle for Jumbo-	0157123088
	Ø 12.7 (No.8)	gas lens	0157123089
	Ø 15.9 (No.10)	L=48 mm	0588000438
	Ø 19.0 (No.12)	L=48 mm	0157123098
	Ø 24.0	L=48 mm	0588000437
	Ø 24.0	L=34 mm	0700025679

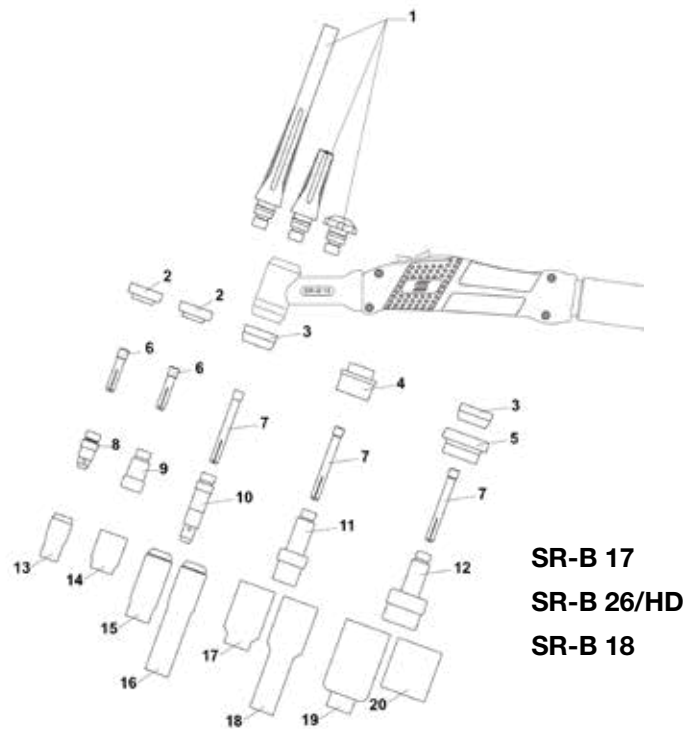
## SR-B Wear Parts

Nozzles, collets, collet bodies and gas lenses for **SR-B 17**, **SR-B 26**, **SR-B 26 HD** and **SR-B 18** torches.

### Ordering Information SR-B 17, SR-B 26/HD, SR-B 18

No.	Size	Description	Part Number
1	Long	Back cap	<b>0157123029</b>
	Medium		0588000591
	Short		0157123028
2		Heat shield small	0700025680
3		Heat shield	<b>0366960016</b>
4		Heat shield gas lens	0366960020
5		Heat shield large gas lens	0366960021
6	Ø 1.0	Collet standard and	0349501216
	Ø 1.6	for gas lens, short	0349501217
	Ø 2.4		0349501218
	Ø 3.2		0349501219
7	Ø 0.5	Collet standard and	0157123009
	Ø 1.0	for gas lens	0157123010
	Ø 1.6		0157123011
	Ø 2.0		0700025681
	Ø 2.4		<b>0157123012</b>
	Ø 3.0		0700025682
	Ø 3.2		0157123013
	Ø 4.0		0157123014
8	Ø 1.0-1.6	Collet body short	0700025683
	Ø 2.0-2.4		0700025684
	Ø 3.0-3.2		0700025685
9	Ø 1.0-1.6	Collet body with gas	0700025686
	Ø 2.4	lens, short	0700025687
	Ø 3.2		0700025688
10	Ø 0.5-1.6	Collet body standard	0157123016
	Ø 2.0-2.4		<b>0157123017</b>
	Ø 3.0-3.2		0157123018
	Ø 4.0		0157123019
11	Ø 1.0	Collet body with	0157123021
	Ø 1.6	gas lens, standard	0157123022
	Ø 2.0-2.4		0157123023
	Ø 3.0-3.2		0157123024
12	Ø 1.0	Collet body with extra	0157123083
	Ø 1.6	large gas lens	0157123084
	Ø 2.0-2.4		0157123085
	Ø 3.0-3.2		0157123086
13	Ø 6.4 (No.4)	Gas nozzle	0365310044
	Ø 8.0 (No.5)	L=30 mm	0365310045
	Ø 9.8 (No.6)		0365310046
	Ø 11.2 (No.7)		0365310047
	Ø 12.7 (No.8)		0365310048
14	Ø 15.9 (No.10)		0588000440
	Ø 6.4 (No.4)	Gas nozzle for	0157121032
	Ø 8.0 (No.5)	gas lens, short	0157121033
	Ø 9.8 (No.6)	L=25.5 mm	0157121034
	Ø 11.2 (No.7)		0157121039

**Bold** = standard delivery.



**SR-B 17**  
**SR-B 26/HD**  
**SR-B 18**

### Ordering Information SR-B 17, SR-B 26/HD, SR-B 18

No.	Size	Description	Part Number
	Ø 12.7 (No.8)		0157121040
15	Ø 6.4 (No.4)	Gas nozzle standard	0157123052
	Ø 8.0 (No.5)	L=47 mm	0157123053
	Ø 9.8 (No.6)		<b>0157123054</b>
	Ø 11.2 (No.7)		0157123055
	Ø 12.7 (No.8)		0157123056
	Ø 15.9 (No.10)		0588000442
	Ø 19 (No.10)		0588000441
16	Ø 6.4 (No.4)	Gas nozzle standard	0700025689
	Ø 8.0 (No.5)	L=76 mm	0700025690
	Ø 9.8 (No.6)		0700025691
	Ø 11.2 (No.7)		0700025692
17	Ø 6.4 (No.4)	Gas nozzle for	0157123057
	Ø 8.0 (No.5)	gas lens	0157123058
	Ø 9.8 (No.6)	L=42 mm	0157123059
	Ø 11.2 (No.7)		0157123060
	Ø 12.7 (No.8)		0157123061
	Ø 17.5		0588000439
18	Ø 6.4 (No.4)	Gas nozzle for	0700025693
	Ø 8.0 (No.5)	gas lens	0700025694
	Ø 9.8 (No.6)	L=76 mm	0700025695
	Ø 11.2 (No.7)		0700025696
	Ø 12.7 (No.8)		0700025697
19	Ø 9.8 (No.6)	Gas nozzle for gas	0157123088
	Ø 12.5 (No.8)	lens, large	0157123089
	Ø 15.9 (No.10)	L=48mm	0588000438
	Ø 19 (No.12)		0157123098
	Ø 24		0588000437
20	Ø 24	Gas nozzle for gas	0700025679
		lens, short	
		L=34 mm	

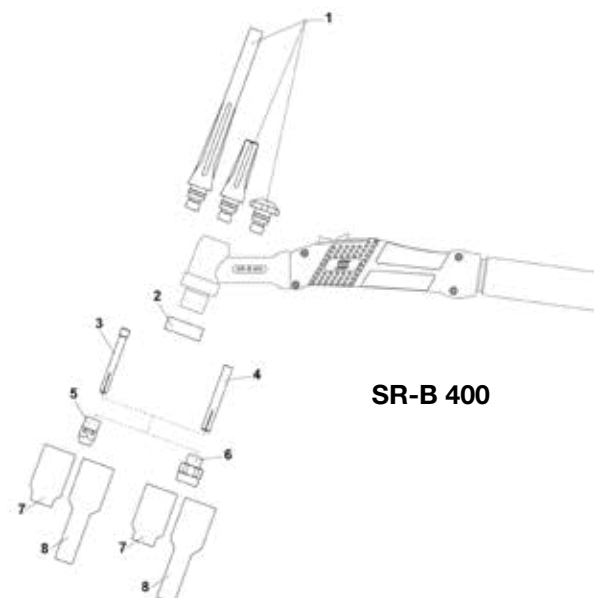
# SR-B Wear Parts

## Subheader

Nozzles, collets, collet bodies and gas lenses for **SR-B 400** torches.

Ordering Information SR-B 400			
No.	Size	Description	Part Number
1	Long	Back cap	<b>0157123029</b>
	Medium		0588000591
	Short		0157123028
2		Heat shield	<b>0366960018</b>
3	∅ 1.0	Collet standard and for gas lens	0157123010
	∅ 1.6		0157123011
	∅ 2.4		<b>0157123012</b>
	∅ 3.2		0157123013
	∅ 4.0		0157123014
	∅ 4.8		0157123014
4	∅ 2.4	Collet, heavy duty	0157123077
	∅ 3.2		0157123078
	∅ 4.0		0157123079
	∅ 4.8		0157123074
5	∅ 1.0-3.2	Collet body standard	<b>0157123081</b>
	∅ 3.2-4.8		0157123082
6	∅ 1.0	Collet body with gas- lens	0157123091
	∅ 1.6		0157123092
	∅ 2.4		0157123093
	∅ 3.2		0157123094
	∅ 4.0		0157123095
	∅ 4.8		0157123075
7	∅ 6.4 (No.4)	Gas nozzle Standard and for gas lens L=42 mm	0157123057
	∅ 8.0 (No.5)		0157123058
	∅ 9.8 (No.6)		<b>0157123059</b>
	∅ 11.2 (No.7)		0157123060
	∅ 12.7 (No.8)		0157123061
	∅ 17.5		0588000439
8	∅ 6.4 (No.4)	Gas nozzle Standard and for gas lens L=76 mm	0700025693
	∅ 8.0 (No.5)		0700025694
	∅ 9.8 (No.6)		0700025695
	∅ 11.2 (No.7)		0700025696
	∅ 12.7 (No.8)		0700025697
			0700025697

**Bold** = standard delivery.



## TXH™ to SR-B Replacement List

TXH Range		SR-B Range	
TXH 121V OKC25, 4 m	0700300523	SR-B 9V OKC25G 3/8, 4 m	0700025504
TXH 121 OKC50, 4 m	0700300524	SR-B 9 OKC50, 4 m	0700025500
TXH 121F OKC25, 4 m	0700300525	SR-B 9FX OKC50, 4 m	Need OKC50->25 adapter, 0590046800 0700025506
TXH 121F OKC50, 4 m	0700300526	SR-B 9FX OKC50, 4 m	0700025506
TXH 121 OKC50, 8 m	0700300529	SR-B 9 OKC50, 8 m	0700025501
TXH 121F OKC25, 8 m	0700300530	SR-B 9FX OKC50, 8 m	Need OKC50->25 adapter, 0590046800 0700025507
TXH 121F OKC50, 8 m	0700300531	SR-B 9FX OKC50, 8 m	0700025507
TXH 151 OKC25, 4 m	0700300536	SR-B 17 OKC50, 4 m	Need OKC50->25 adapter, 0590046800 0700025508
TXH 151V OKC25, 4 m	0700300537	SR-B 17V OKC25 3/8, 4 m	0700025512
TXH 151 OKC50 4 m	0700300538	SR-B 17 OKC50, 4 m	0700025508
TXH 151V OKC50, 4 m	0700300539	SR-B 17V OKC50 3/8, 4 m	0700025514
TXH 151F OKC25, 4 m	0700300540	SR-B 17FX OKC50, 4 m	Need OKC50->25 adapter, 0590046800 0700025516
TXH 151F OKC50, 4 m	0700300541	SR-B 17FX OKC50, 4 m	0700025516
TXH 151 OKC25, 8 m	0700300542	SR-B 17 OKC50, 8 m	Need OKC50->25 adapter, 0590046800 0700025509
TXH 151 OKC50, 8 m	0700300544	SR-B 17 OKC50, 8 m	0700025509
TXH 151V OKC50, 8 m	0700300545	SR-B 17V OKC50 3/8, 8 m	0700025515
TXH 151F OKC25, 8 m	0700300546	SR-B 17FX OKC50, 8 m	Need OKC50->25 adapter, 0590046800 0700025517
TXH 151F OKC50, 8 m	0700300547	SR-B 17FX OKC50, 8 m	0700025517
TXH 201 OKC50, 4 m	0700300552	SR-B 26 OKC50, 4 m	0700025518
TXH 201V OKC50, 4 m	0700300553	SR-B 26V OKC50 3/8, 4 m	0700025522
TXH 201F OKC50, 4 m	0700300554	SR-B 26FX OKC50, 4 m	0700025524
TXH 201 OKC50, 8 m	0700300555	SR-B 26 OKC50, 8 m	0700025519
TXH 201V OKC50, 8 m	0700300556	SR-B 26V OKC50 3/8, 8 m	0700025523
TXH 201F, OKC50, 8 m	0700300557	SR-B 26FX OKC50, 8 m	0700025525
TXH 201 OKC25, 4 m	0700300558	SR-B 26 OKC50, 4 m	Need OKC50->25 adapter, 0590046800 0700025518
TXH 201F OKC25, 4 m	0700300559	SR-B 26FX OKC50, 4 m	Need OKC50->25 adapter, 0590046800 0700025524
TXH 201 OKC25, 8 m	0700300560	SR-B 26 OKC50, 8 m	Need OKC50->25 adapter, 0590046800 0700025519
TXH 251w OKC50, 4 m	0700300561	SR-B 20 OKC50, 4 m	0700025534
TXH 251wF OKC50, 4 m	0700300562	SR-B 20FX OKC50, 4 m	0700025536
TXH 251w OKC50, 8 m	0700300563	SR-B 20 OKC50, 8 m	0700025535
TXH 251wF OKC50, 8 m	0700300564	SR-B 20FX OKC50, 8 m	0700025537
TXH 401w OKC50, 4 m	0700300565	SR-B 400 OKC50, 4 m	0700025538
TXH 401w HD OKC50, 4 m	0700300566	SR-B 400 OKC50, 4 m	0700025538
TXH 401w OKC50, 8 m	0700300567	SR-B 400 OKC50, 8 m	0700025539
TXH 401w HD OKC50, 8 m	0700300568	SR-B 400 OKC50, 8 m	0700025539
TXH 121r OKC50, 4 m	0700300620	SR-B 9-R OKC50, 4 m	0700025559
TXH 121Fr OKC50, 8 m	0700300623	SR-B 9FX-R OKC50, 8 m	0700025562
TXH 151r OKC50, 4 m	0700300624	SR-B 17-R OKC50, 4 m	0700025563
TXH 151r OKC50, 8 m	0700300626	SR-B 17-R OKC50, 8 m	0700025564
TXH 201r OKC50, 4 m	0700300628	SR-B 26-R OKC50, 4 m	0700025567
TXH 201Fr OKC50, 4 m	0700300629	SR-B 26FX-R OKC50, 4 m	0700025569
TXH 201r OKC50, 8 m	0700300630	SR-B 26-R OKC50, 8 m	0700025568
TXH 201Fr OKC50, 8 m	0700300631	SR-B 26FX-R OKC50, 8 m	0700025570
TXH 251wr OKC50, 4 m	0700300632	SR-B 21-R OKC50, 4 m	0700025571
TXH 251wFr OKC50, 4 m	0700300633	SR-B 21FX-R OKC50, 4 m	0700025573
TXH 251wr OKC50, 4 m	0700300634	SR-B 21-R OKC50, 8 m	0700025572
TXH 251wFr OKC50, 8 m	0700300635	SR-B 21FX-R OKC50, 8 m	0700025574
TXH 401wr OKC50, 4 m	0700300636	SR-B 400-R OKC50, 4 m	0700025575
TXH 401wr OKC50, 8 m	0700300638	SR-B 400-R, OKC50, 8 m	0700025576
TXH 251W, 8 m Wheel Remote	0700300659	SR-B 21R, 8 m Heliarc	Only Heliarc machines 0700025577
TXH 401W, 8 m Wheel Remote	0700300660	SR-B 400-R, 8 m Heliarc	Only Heliarc machines 0700025579
TXH 251W, 8 m Flex Wheel Remote	0700300663	SR-B 21FX-R, 8 m Heliarc	Only Heliarc machines 0700025578
TXH 252w, 4 m	0700300855	SR-B 21, OKC50, 4 m	0700025544
TXH 252w, 8 m	0700300856	SR-B 21, OKC50, 8 m	0700025545
TXH 202, 4 m (Rebel 8-pin)	0700300857	SR-B 26, 4 m Rebel	Only Rebel's with solenoid valve 0700025580

# XCT-B TIG Torches

High performance and compact design TIG Torches



- Torch head and XCT collet have been carefully optimised. The torch achieves gas shielding that is comparable with using a gas lens
- Simplified system with only three extremely durable wear parts
- Equipped with the new Precision Switch technology allowing for precise operation with optimised ergonomics
- Extensively tested and a proven, compact design with high durability
- Extremely compact head size

## Specifications

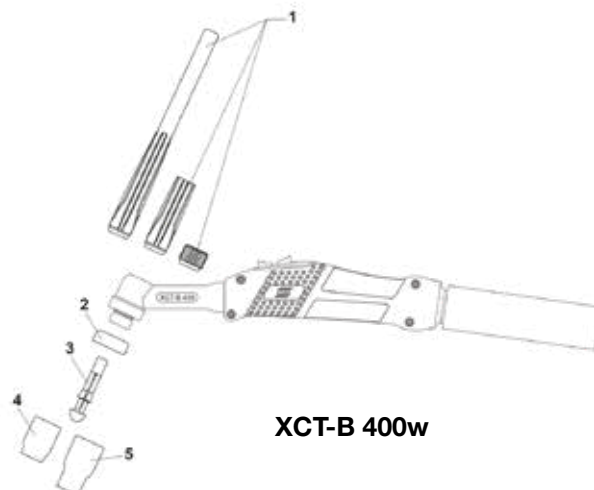
Model	Rated Output, AC	Rated Output, DC	Electrode Ø	Cooled
XCT-B 400w	315 A @ 60% duty cycle	450 A @ 60% duty cycle	up to 4.0 mm	Water

Ordering Information	4 m	8 m	12 m	16 m
XCT-B 400w	0700025540	0700025541	0700025542	0700025543

## Ordering Information SR-B 400

No.	Size	Description	Part Number
1	Long	Back cap	<b>0700025650</b>
	Medium		0700025651
	Short		0700025652
2		Heat shield	0700025653
3	Ø 1.6	Collet	0700025654
	Ø 2.4		<b>0700025655</b>
	Ø 3.2		0700025656
	Ø 4.0		0700025657
4	Ø 6.4 (No.4)	Gas nozzle Standard	0157121032
	Ø 8.0 (No.5)		0157121033
	Ø 9.8 (No.6)	L=25.5 mm	0157121034
	Ø 11.2 (No.7)		0157121039
	Ø 12.7 (No.8)		0157121040
	Ø 16.0 (No.10)		0700025698
5	Ø 6.4 (No.4)	Gas nozzle	0700025658
	Ø 8.0 (No.5)		0700025659
	Ø 9.8 (No.6)	L=35.0mm	0700025660
	Ø 11.2 (No.7)		<b>0700025661</b>
	Ø 16.0 (No.10)		0700025699

MIG & TIG Torches



## Remote Controls



### MTA1 CAN

- CAN based remote control for control panels A2, A4, T4, T6, M2, MA4, MA6, U6, RF U6, RF Pulse and Aristo U8<sub>2</sub>

#### Ordering Information

MTA1 CAN	0459491880
----------	------------



### M1

- Analog remote for Warrior Feed. Control of wire feed speed and voltage

#### Ordering Information

M1	0459491895
----	------------



### M1 10Prog CAN

- CAN based Synergic MIG for control panels MA6, U6, RF U6, RF Pulse and Aristo U8<sub>2</sub>
- MMA/TIG: Memory 1-10 and voltage trim +/-

#### Ordering Information

M1 10Prog CAN	0459491882
---------------	------------



### AT1 Coarse

- Analog standard MMA and TIG for power sources with remote outlet - Warrior 400i/500i/750i
- MMA/TIG: Current control

#### Ordering Information

AT1 Coarse	0459491896
------------	------------



### AT1 CAN

- CAN based standard MMA and TIG for control panels A2, A4, T4, T6, U6 and Aristo U8<sub>2</sub>
- MMA/TIG: Current control

#### Ordering Information

AT1 CAN	0459491883
---------	------------



### AT1 Coarse/Fine

- Analog standard MMA and TIG for power sources with remote outlet - Warrior 400i/500i/750i
- MMA/TIG: Current control, coarse/fine

#### Ordering Information

AT1 Coarse/Fine	0459491897
-----------------	------------



### AT1 Coarse/Fine CAN

- CAN based standard MMA and TIG for control panels A2, A4, T4, T6, U6, and Aristo U8<sub>2</sub>
- MMA/TIG: Current control, coarse/fine

#### Ordering Information

AT1 Coarse/Fine CAN	0459491884
---------------------	------------



### Remote Adaptors for CAN Based Systems

- For analog MMA and TIG remote controls. For analog MIG remote controls and 3-step program switch RS3

#### Ordering Information

RA 12 for MMA and TIG	0459491910
RA T1 TIG remote torch 12 pole <sup>1</sup>	0459491912
RA T1 TIG remote torch 10 pole <sup>1</sup>	0459491913

<sup>1</sup>Includes holder and cable.



## Remote Controls



### Foot pedal - TIG

- TIG foot-operated remote control. Regulation of welding current, start function. Limiting of the control range via the power source.

Ordering Information		
T1 Foot CAN 5 m, 12 poles Burndy		0460315880
T1 Foot CAN. 5 m, 10 poles Amphenol		0460315881
ER 1F Foot. 5 m, 6-pin conn	Renegade	0445550881
ER 1F Foot 10 m, 6-pin conn	Renegade	0445550882
Foot pedal 4.5 m, 8-pin conn	Rogue/Rebel	W4014450



### Remote Control MMA

- Analog for both TIG & MMA, equipped with 1 potentiometers for current setting
- Includes rubber cable equipped with a 12-pole Burndy and a metal hook

Ordering Information		
MMA 1, 10 m	Caddy/Origo Arc	0349501024
MMA 3, 10 m	Renegade	0445870880
MMA 3, 35 m	Renegade	0445870881
MMA 4, 10 m	Rogue	0700500084

Ordering Information					
Additional Remote Controls					
Foot control FS002	Caddy Arc/Warrior	0349090886	ER 1 5 m, 6-pin conn	Renegade	0445536881
Foot pedal FC-5C, 9 m	Heliarc	0558004234	ER 1 10/25 m, 6-pin conn	Renegade	0445536882/3

Options & Accessories		
<b>Connection Cables - 6 pole</b>		
5 m length	0445280880	Renegade ES 300i & ET 300i/300iP
10 m length	0445280881	
25 m length	0445280882	
5 m length, ER 1F	0445254880	
10 m length, ER 1F	0445254881	
10 m length ANALOG	0445204880	
25 m length ANALOG	0445204881	
<b>Connection Cables - 10/4 Pole</b>		
0.25 m length	0459960883	Origo Arc A22/A24, Origo Mig A24, Origo Feed MA23/MA24, Aristo Feed U6, Aristo Mig 4004i Pulse
5 m length	0459960880	
10 m length	0459960881	
25 m length	0459960882	
5 m length HD *	0459960880	
10 m length HD *	0459960881	
25 m length HD *	0459960882	
<b>Connection Cables - 12/4 Pole, 12/8 Pole, 23/8 Pole</b>		
0.25 m length CAN	0459554884	Caddy Tig 1500i/2000i TA34, Caddy Tig 2200i AC/DC, Origo Tig 3000i AC/DC, Aristo Tig 4000i TA4/TA6, Origo Tig 4300iw AC/DC, Origo Mig C3000i MA23/MA24, Aristo Mig C3000i MA6/U6, Aristo Feed U8 <sub>2</sub> , Aristo Mig U4000i/5000i/U5000i, RobustFeed Pulse/U6
5 m length CAN	0459554880	
10 m length CAN	0459554881	
15 m CAN	0459554882	
20 m CAN	0459554883	
5 m length CAN HD *	0459554980	
5 m length ANALOG 12/8 p	0459552880	Caddy Arc 151i/201i A33, Caddy Arc 251i, Origo Mig A13, Origo Arc 410c/650c/810c, Warrior 400i/500i/750i CC/CV, Aristo 500ix
10 m length ANALOG 12/8 p	0459552881	
15 m length ANALOG 12/8 p	0459552882	
25 m length ANALOG 12/8 p	0459552883	
5 m length ANALOG 23/8 p	0459553880	Origo Feed Airmatic M12/M13, Warrior 400i/500i/750i CC/CV, Warrior Feed 304
10 m length ANALOG 23/8 p	0459553881	

\* Heavy duty connecting cable for extreme stresses, e.g. hot workpiece surfaces. Reduces electromagnetic influences from outside.

## Trolleys



### Mig

- Aristo Mig 5000i
- Aristo Mig U4000i/U5000i

Including arbor.  
Not suitable for counterbalance arm.



### Mig

- Aristo Mig 5000i
- Aristo Mig U4000i/U5000i

Trolley for counterbalance arm or dual feeder operation.

For two large gas bottles,  
Including two arbors.

Trolley, Mig	0458530880
--------------	------------

Trolley, Mig	0458603880
--------------	------------



### Tig

- Aristo Tig 4000i
- Origo Tig 4300iw AC/DC



### Small gas bottles 5 -10 l

- Caddy Arc 151i/201i/251i
- Caddy Tig 1500i/2000i/2200i AC/DC

This trolley increases the flexibility of the Caddy Arc/Tig.

With adjustable handle. Ideal for transport in workshops and service vehicles.

Trolley, Tig	0458530881
--------------	------------

Trolley, small	0459366885
----------------	------------



### 2-wheel

- Caddy Arc 151i/201i/251i
- Caddy Tig 1500i/2000i/2200i AC/DC
- Renegade ES/ET

Trolley for large gas bottles 20 - 50 l.  
Installation of the device with control panel in the direction of travel.



### 2-wheel

- Origo Tig 3000i AC/DC

Universal trolley for MIG and TIG machines, for large gas bottles. Holder for cooling unit CoolMidi 1800.

Trolley, 2-wheel for Caddy	0460330880
Trolley, 2-wheel for Renegade	0460330881

Trolley, 2-wheel	0459366890
------------------	------------



### 4-wheel

- Origo Tig 3000i AC/DC

Universal trolley for MIG and TIG machines.  
Holder for cooling unit CoolMidi 1800.



### 2-wheel

- Warrior 400i/500i
- Aristo 500ix
- Mig 4004i/5004i

Trolley for machines without cooling unit. No Gas cylinder holder. For central gas supply or for use with self-shielded FCW.

Trolley, 4-wheel	0460060880
------------------	------------

Trolley, 2-wheel	0460564880
Shelf for RobustFeed	0460815880

## Trolleys



### Caddy MIG & Rebel EMP

- Caddy Mig C160i/C200i
- Rebel EMP

Caddy MIG 2 wheel trolley	0459366887
Rebel EMP 2 wheel trolley	0700300872



### Heliarc

- Heliarc 283i/353i AC/DC

*Optional trolley and cooling unit compartment.*

*Providing easy mobility and storage space.*

Trolley Heliarc	0558101702
-----------------	------------



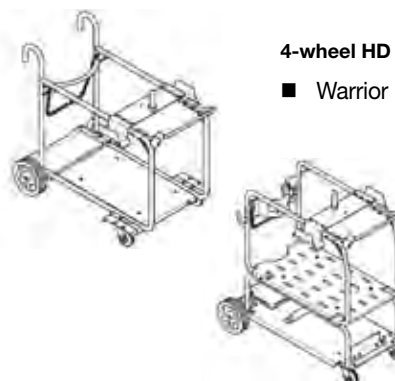
### 4-wheel

- Warrior 400i/500i
- Aristo 500ix
- Aristo Mig 4004i Pulse

*For Warrior Feed or RobustFeed.*

*Accessory module with extended guide pin can be added. Can also be used with accessories for counterbalance arm.*

Trolley, 4-wheel	0349313450
------------------	------------



### 4-wheel HD

- Warrior 750i CC/CV

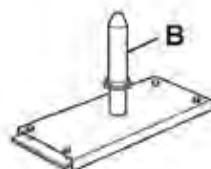
Trolley, 4-wheel, Air-cooled	0446398880
Trolley, 4-wheel, Water-cooled	0446270880



### 4-wheel

- Rebel EMP

Trolley, 4-wheel for Rebel	0349313500
----------------------------	------------



### Insulating Bushing (b), included in guide Pin

Insulating Bushing (B)	0278300401
------------------------	------------

## Cooling Units & Autotransformers



### EC 1000

Compact cooling unit for water cooled TIG torches. No connection kit or tools required.

Suited for Renegade ET 300i/ET 300iP.

EC 1000	0445045880
Coolant 10l	0465720002



### CoolMini

Compact cooling unit for water cooled TIG torches. Suited for Caddy Tig 2200i and Caddy Tig 2200i AC/DC.

CoolMini	0460144880
Connection kit for Caddy Tig 2200i	0460509880
Coolant 10l	0465720002



### CoolMidi 1000

Compact cooling unit for water cooled torches.

Suited for Aristo Mig 3001i and Origo Mig 3001i.

CoolMidi 1000	0460490880
Connection kit for Mig 3001i and Tig 3001i	0460685880
Water flow guard	0456855881
Water return flow guard	0461203880
Coolant 10l	0465720002



### CoolMidi 1800

Cooling unit for water cooled torches.

Suited for Origo Tig 3000i AC/DC, Origo Mig C3000i and Aristo Mig C3000i.

CoolMidi 1800	0459840880
Water flow guard	0456855881
Water return flow guard	0461203880
Coolant 10l	0465720002



### COOL 1

Cooling unit for water cooled torches. Suited for Origo Mig 4004i/5004i and Aristo Mig 4004i/Pulse.

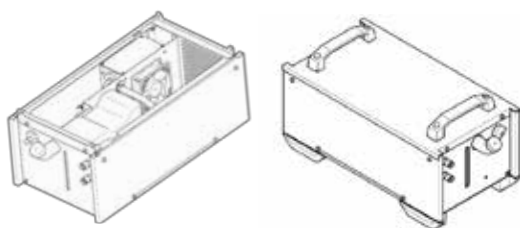
COOL 1	0462300880
Water flow guard	0456855881
Coolant 10l	0465720002



### OCE 2H

Cooling unit for water cooled torches for manual and mechanised solutions.

OCE 2H	0414191881
Water flow guard OCE-2 H	0414231880
Coolant 10l	0465720002



### COOL 2

Cooling unit for water cooled torches. Suited for Warrior 400i/500i CC/CV and Aristo 500ix.

\* COOL 2 Standalone unit is suitable for Warrior 750i CC/CV.

COOL 2	0465427880
COOL 2, Standalone *	0465427881
Coolant 10l	0465720002



### TUA 2

Autotransformer for multiple mains voltages suitable for Aristo Tig 400i, Origo Tig 4300i AC/DC and Aristo Mig 5000i/U4000i/U5000i. Or as standalone with handles.

TUA 2	0459145880
Handle for TUA 2 w. mounting screws (2 required)	0459307881



## HandyPlasma 35i/45i

Portable plasma cutting



Simple and intuitive LCD panel

Hand-held, light and portable power source for plasma cutting with a 220/ 230V 50/60 Hz single phase power supply. Very simple to use and with a colour LCD panel and all adjustments in just one knob.

No need to adjust the gas the machine automatically detects the inlet and outlet pressure. An automatic system purges gas after cutting, increasing the useful life of the consumables.

Available in two versions, HandyPlasma 35i (recommended Max cut 6 mm) and HandyPlasma 45i (recommended Max cut 10 mm)

- Light and portable, weighing only 13.5 kg (including torch)
- Easy to use 2.8" colour LCD panel, with all adjustments in just one knob
- Torch trigger 2T/4T function
- Torch trigger lock for greater safety
- Grate or plate cutting functions
- Comes with torch included
- 2-year warranty for the power supply and 3 months for the torch

### Specifications

	HandyPlasma 35i	HandyPlasma 45i
<b>Primary Voltage</b>	220 V ±10%, 50/60 Hz, 1 ph	
<b>Cutting Capacity</b>		
Mild Steel	12 mm	16 mm
Stainless Steel	10 mm	12 mm
Aluminium	8 mm	10 mm
<b>Piercing Capacity</b>	6 mm	10 mm
<b>Rated kVA</b>	8 kVA	9 kVA
<b>Duty Cycle</b>	35 A @ 35%	45 A @ 35%
<b>Air Pressure</b>	7.3 Bar	
<b>Air Flow</b>	110 l/min	
<b>Torch Air Pressure</b>	4.6 Bar	
<b>Enclosure Class</b>	IP21C	
<b>Certification Mark</b>	CE	
<b>Dimensions L x W x H</b>	415 x 176 x 324 mm	
<b>Weight incl. torch</b>	13.5 kg	

### Ordering Information

HandyPlasma 35i	0559160135
HandyPlasma 45i	0559160145

Delivery includes plasma torch, 3 m work lead with ground clamp, shoulder strap, compressed air connector and air filter wrench.

### Options & Accessories

Inline Air Filter	0559337039
Plasma Filter Cartridge	0559337040
Circle Cutting Guide	0559337041

### Wear & Spare Parts

HandyPlasma 60A Plasma Torch	0559337000
Plasma Cutting Tip 35A (5 pcs)	0559337001
Plasma Cutting Tip 45A (5 pcs)	0559337002
Electrode (5 pcs)	0559337003
Plasma Standoff Guide	0559337004
Plasma Shield Cup	0559337005
Plasma O-Ring	0559337006
Plasma Torch Gas Diffuser	0559337007

# ESAB Cutmaster® 40

Highest power-to-weight ratio in its class



The Cutmaster 40 with SL60™ 1Torch® is the perfect combination of end-user insight, advanced technology, and intelligent design. Packed with power and offering the highest power-to-weight ratio in its class, the Cutmaster 40 with SL60 1Torch also has best in class cutting arc length and the most empowering and engaging user experience no matter the application.

- Built for portability and durability with the integral multi-handle design
- 35% Duty Cycle depending on application. Automatic voltage input detection from 200-240V
- Industrial SL60 1Torch with ATC® (Advanced Torch Connector)
- Up to 12 mm recommended pierce and cut capacity with up to 16 mm maximum sever
- Cutmaster Black Series electrode included for up to 60% longer life of consumable parts
- Industry leading 3-year warranty on power supply and 1-year warranty on torch

Specifications	
<b>Amperage Output</b>	15 – 40 A, continuously adjustable
<b>Recommended Generator Size</b>	8.0 kW
<b>Open Circuit Voltage (OCV)</b>	280 V
<b>Input Voltage</b>	200-240 VAC +/-10%, 50/60Hz, 1ph
<b>Rated Duty Cycle</b>	35% @ 40 A 60% @ 30 A 100% @ 20 A
<b>Amperage Draw *</b>	I <sub>eff</sub> : 15.5 A @230V * 26A @ 230V
<b>Input Power Cable</b>	2.7 m length, 2.5mm <sup>2</sup> input cable. 16A plug
<b>Work Lead with Ground Clamp</b>	4 m work cable with 50 mm connection
<b>Gas Requirements</b>	Compressed air
<b>Operating Temperature Range</b>	0° – 50° C
<b>Operating Input Air Pressure Range</b>	6.2 – 8.6 bar
<b>Min Air Flow Requirements (cutting &amp; gouging)</b>	142-235 l/min
<b>Recommended Cut</b>	up to 12 mm
<b>Maximum Sever</b>	up to 16 mm
<b>Pierce Rating</b>	12 mm
<b>SL60 Torch Duty Cycle</b>	100% at 40 A @ 189 l/min air flow
<b>Torches</b>	SL60 1Torch (supplied) SL60QD 1Torch
<b>Dimensions L x W x H</b>	460 x 200 x 320 mm
<b>Weight</b>	10 kg

\* at Maximum Cut Capacity

Cutting Specifications	
Plate Thickness	Recommended Cut Speed
1 mm	7670 mm/min
2 mm	6985 mm/min
4 mm	2667 mm/min
5 mm	1778 mm/min
6 mm	762 mm/min
9 mm	508 mm/min
13 mm	254 mm/min

Ordering information		
ESAB Cutmaster 40, 1 ph with SL60 1Torch 16 ft (5 m) 90° Head		0559140004
<b>Torches</b>		
SL60 1Torch and Lead 6.1 m 75° Head		7-5204
SL60 1Torch and Lead 15.2 m 75° Head		7-5205
SL60QD 1Torch and Lead 6.1 m 75° Head		7-5620
SL60QD 1Torch and Lead 15.2 m 75° Head		7-5650
SL60QD 1Torch Handle Assembly 75° Head (no leads)		7-5681
SL60QD Lead 6.1 m		4-5620
SL60QD Lead 15.2 m		4-5650

*Cutmaster 40 power supply, SL60 90° torch with lead, work lead with ground clamp, spare parts kit, 1/4" NPT air fitting with quick connect, and operating manual. Cutmaster 40 is compatible with all 1Torch ATC torch connections.*

Wear & Spare Parts 1Torch	
Cutmaster Black Series Extended Life Electrode	9-8214
Electrode	9-8215
Start Cartridge	9-8213
Stand off cutting guide	9-8251
Shield Cup	9-8218
Shield Cup Max Life	9-8237
Shield Cap Gouging	9-8241
Shield Cap (Drag only)	9-8244
Deflector	9-8243
Tip – Drag (20 A)	9-8205
Tip – Drag (30 A)	9-8206
Tip – Drag (40 A)	9-8207
Tip – Standoff (40 A)	9-8208
Tip – "A" Gouging, (40 A Max), Profile: Shallow/Narrow	9-8225
Tip – "B" Gouging, (50 – 100 A), Profile: Deep/Narrow	9-8226
Tip – "C" Gouging, (60 – 100 A), Profile: Moderate/Moderate	9-8227
Tip – "D" Gouging, (60 – 120 A), Profile: Shallow/Wide	9-8228

## ESAB Cutmaster 60i

Highest power-to-weight ratio in its class



The Cutmaster 60i with SL60QD 1Torch is the perfect combination of end-user insight, advanced technology, and intelligent design. Packed with power and offering the highest power-to-weight ratio in its class, the Cutmaster 60i with SL60QD 1Torch also has best in class cutting arc length and the most empowering and engaging user experience no matter the application.

- 7.6 kW rated output, 50% Duty Cycle at 60 A built for portability and durability with the integral multi-handle design
- SL60QD 1Torch quick disconnect with ATC (Advanced Torch Connector) allowing selective replacement of either the torch handle assembly or the torch leads, using the patented SureLok® technology also available as an RPT Torch
- 16 mm recommended cut capacity with greater than 38 mm maximum sever and 16 mm pierce
- High-visibility, oversized display with gas optimiser technology and consumables end-of-life indicator
- Industry leading 3-year warranty on power supply and 1-year warranty on torch

Specifications	
<b>Amperage Output</b>	10 – 60 A, continuously adjustable
<b>Recommended Generator Size</b>	15 kW (full output)
<b>Open Circuit Voltage (OCV)</b>	300 V
<b>Input Voltage</b>	400 VAC +/- 10%, 50/60 Hz, 3ph
<b>Rated Duty Cycle</b>	50% @ 60 A 60% @ 50 A 100% @ 40 A
<b>Amperage Draw</b>	13.2 A @ 400 V
<b>Input Power Cable and Plug</b>	2.7 m
<b>Work Lead with Ground Clamp</b>	6 m #8 work cable with 50 mm connection
<b>Gas Requirements</b>	Compressed air
<b>Operating Temperature Range</b>	0° - 50° C
<b>Operating Input Air Pressure Range</b>	6.2 – 8.6 bar
<b>Air Flow Requirements (cutting &amp; gouging)</b>	142 – 235 l/min
<b>Recommended Cut</b>	20 mm
<b>Maximum Sever</b>	38 mm
<b>Pierce Rating</b>	20 mm
<b>SL60QD Torch Duty Cycle</b>	100% at 60 A @ 190 l/min
<b>Torches</b>	SL60QD 1Torch (supplied) SL60/SL100 1Torch SL100 1Torch Mechanized SL100SLV 1Torch Automated
<b>Dimensions L x W x H</b>	536 x 199 x 359 mm
<b>Weight</b>	16.8 kg

Ordering information - Systems	
ESAB Cutmaster 60i 3ph w. SL60QD 1Torch 6.1 m 75° Head	0559156304
ESAB Cutmaster 60i 3ph w. SL60QD 1Torch 15.2m 75° Head	0559156314
ESAB Cutmaster 60i 3ph Power Supply Only	0559356304
Torches	
SL60QD Torch and Lead 20' (6.1 m) 75° Head	7-5620
SL60QD Torch and Lead 50' (15.2 m) 75° Head	7-5650
SL60QD Torch Handle Assembly 75° Head (no leads)	7-5681
SL60QD Lead 20' (6.1 m)	4-5620
SL60QD Lead 50' (15.2 m)	4-5650
SL100 Mechanized Torch 5' (1.5 m) 180° Body	7-5213
SL100 Mechanized Torch 10' (3.0 m) 180° Body	7-5214
SL100 Mechanized Torch 25' (7.6 m) 180° Body	7-5215
SL100 Mechanized Torch 50' (15.2 m) 180° Body	7-5216

Packages Include: Cutmaster 60i power supply, SL60QD 75° torch with lead, 6.1 m work lead with ground clamp, spare parts kit, operating manual, and filter wrench.

Cutmaster 60i display and end-of-life indicator.





# ESAB Cutmaster 60i

Cutting Specifications		
Plate Thickness	Recommended Cut Speed	Maximum Cut Speed
6 mm	2030 mm/min	2794 mm/min
13 mm *	660 mm/min	914 mm/min
16 mm **	480 mm/min	610 mm/min
19 mm	360 mm/min	Contact ESAB for specific application
25 mm	150 mm/min	Contact ESAB for specific application
32 mm	110 mm/min	Contact ESAB for specific application
38 mm	110 mm/min	Maximum Sever

\*Recommended      \*\* Pierce rating

Options & Accessories	
Cutmaster MechPak, 25ft. (7.6 m)	7-7725
Cutmaster MechPak, 50ft. (15.2 m)	7-7750
Cutmaster Black Series Wear Parts Kit	5-0061
Cutting Guide Kit (Deluxe)	7-8910
Circle Cutting Guide Kit	7-3291
Filter Wrench	9-9675
Hand Pendant Extension 25 ft. (7.6 m)	7-7744
Lead Extension, 15 ft. (4.6 m)	7-7544
Lead Extension, 25 ft. (7.6 m)	7-7545
Lead Extension, 50 ft. (15.2 m)	7-7552
Leather Lead Covers 20 ft. (6.1 m)	9-1260
Multi-Purpose Cart	7-8888
Radius/Roller Cutting Guide Kit	7-7501
Remote Pendant Control 20 ft. (6.1 m)	7-3460
Single Stage Air Filter Kit	7-7507
Straight Line Cutting Guide	7-8911
Two Stage Air Filter Kit	9-9387
Work Cable #8 with Ground Clamp and 50 mm Plug	9-9692

Wear & Spare Parts 1Torch	
Cutmaster Black Series Extended Life Electrode	9-8214
Start Cartridge	9-8213
Standoff Guide	9-8281
Shield Cup	9-8218
Shield Cup Max Life	9-8237
Shield Cap Gouging	9-8241
Shield Cap (Drag only)	9-8235
Shield Cap Deflector	9-8243
Tip – Drag (60 A)	9-8252
Tip – Standoff (60 A)	9-8210
Tip – “A” Gouging, (40 A Max), Profile: Shallow/Narrow	9-8225
Tip – “B” Gouging, (50 – 100 A), Profile: Deep/Narrow	9-8226
Tip – “C” Gouging, (60 – 120 A), Profile: Moderate/Moderate	9-8227
Tip – “D” Gouging, (60 – 120 A), Profile: Shallow/Wide	9-8228



## 1Torch Consumables Parts Application Guide



### Drag Tip Cutting

The preferred method of cutting light gauge metal up to 6 mm thickness. Produces the best cut quality narrowest kerf width, fastest cutting speeds, and with little to no distortion. Traditional drag cutting was limited to 40 A or less; now with Thermal Dynamics TRUE Cut Drag Tip Series™ technology, it is possible to cut up to 60 A. For best results, use the Shield Cup with the torch tip in direct contact with the work (up to 60 A).



### Standoff Cutting

The preferred method of cutting metal thicker than 6 mm and at current levels above 60 A. Provides maximum visibility and accessibility. Shield cup for ‘standoff’ cutting (with the torch tip 3 mm to 6 mm from the work piece). Use the shield cup body together with the deflector for extended parts life and improved resistance to reflect heat. This combination provides cutting results similar to the single piece shield cup, as well as easy changeover to gouging or drag shield cutting.



### Drag Shield Cutting

This is an operator-friendly method of cutting between 70 to 120 A while maintaining a constant standoff distance. For metal thickness greater than 6 mm, simply drag the shield cap in contact with the work piece. Use the shield cup body with the appropriate drag shield cap matching the current level being used. This method is not recommended for cutting light-gauge sheet metal.



### Gouging

A simple method of metal removal by angling the torch to a lead angle of 35°-45°, and using a gouging tip. While maintaining a constant standoff distance, this allows for only a partial penetration into the work, thus removing metal from the surface. The amount of current, travel speed, standoff distance, lead angle, and tip size will determine the amount of material removed and the profile of the gouge. You can use the shield cup body with either the gouging shield cap or the shield deflector. Also, you can use the single piece shield cup.

## ESAB Cutmaster 80 TRUE™ cut capacity



The ESAB Cutmaster 80 weighs in at a mere 19.5 kg while still offering superior cutting power. Don't let the size of this unit fool you, it's more than capable of cutting 25 mm with a maximum capability of 38 mm. This unit, like all other ESAB Cutmasters, is equipped with the 1Torch.

Packages include power source, SL60 1Torch, spare parts kit, air filter/regulator, work cable and clamp and power cable.

- TRUE Cut – 25 mm
- Quick Disconnect Torch for easy maintenance or machine torch conversion
- Auto-Restrike on mesh or expanded metal for maximum productivity
- TRUE-Guard™ roll bar for ultimate protection
- SureLok technology for better quality cuts and longer parts life

Specifications	
Recommended Cut	25 mm
Maximum Cut	38 mm
Pierce Rating	15 mm
Max Amperage Output	80 A
Output Power	9 kW
Dimensions	305 x 381 x 610 mm
Weight	19.5 kg
Air Pressure	5.2 bar
Air Flow	190 l/m
Input voltage	400 V - 3 ph, 50/60 Hz
Duty Cycle	40% @ 80 A
Amperage Draw	20A @ 400 V, 3 ph

Wear & Spare Parts 1Torch	
Electrode	9-8215
Start Cartridge	9-8213
Start Cartridge – Heavy Duty	9-8277
Tip – Drag (60A)	9-8252
Tip – Standoff (80A)	9-8211
Tip – Gouging B (50-100A)	9-8226
Tip – Gouging C (60-120A)	9-8227
Tip – Gouging D (60-120A)	9-8228
Shield Cup	9-8218
Shield Cup Max Life	9-8237
Shield Cap (Drag only)	9-8236
Deflector	9-8243
Shield Cap - Gouging	9-8241

Ordering Information		
ESAB Cutmaster 80 6.1m SL60 400V 3ph CE		0559113304
ESAB Cutmaster 80 15.2m SL60 400V 3ph CE		0559113314

Options & Accessories	
Spare Parts Kit (80A)	5-2555
Circle Cutting Guide Deluxe	7-8910
Circle Cutting Guide kit	7-3291
Radius roller cutting guide kit	7-7501
Straight Line Cutting Guide	7-8911
Stand off cutting guide 40A	9-8251
Stand off cutting guide 60-120A	9-8281
Trigger guard	9-8420
Leather Lead Covers 6.1 m	9-1260
Leather Lead Covers 15.2 m	9-1280
Remote Pendant Control	7-3460
Hand Pendant Extension	7-7744
ATC 1Torch Lead Extension 4.6 m	7-7544
ATC 1Torch Lead Extension 7.6 m	7-7545
ATC 1Torch Lead Extension 15.2 m	7-7552
Single Stage Air Filter Kit	7-7507
Two Stage Air Filter	9-9387
Multi-Purpose Cart	7-8888
ATC® 1Torch® SL 60 75°6.1M	7-5204
ATC® 1Torch® SL 60 90°6.1M	7-5260

Note: All Spare Parts Kits include ten (10) Tips, five (5) Electrodes and one (1) Start Cartridge.



Cutting guide kit (deluxe)



Straight line cutting guide



Single stage air filter



Two stage air filter

GOUGING PROFILES				
	Output Range	Depth	Width	Profile
Tip A	40 Amps (MAX)	Shallow	Narrow	
Tip B	50-100 Amps	Deep	Narrow	
Tip C	60-120 Amps	Moderate	Moderate	
Tip D	60-120 Amps	Shallow	Wide	
Tip E	120 Amps	Moderate	Wide	

Gouging profile chart for choosing the right gouging tip based on your application.

# ESAB Cutmaster 100

TRUE™ cut capacity



The ESAB Cutmaster 100 weighs in at 28 kg and provides 100 amps of cutting power. This unit's light-weight compact design makes it the most portable and powerful cutting machine available. This unit combined with the 1Torch has a maximum cut capacity of 45 mm. More cut capacity than any other system in its class!

Packages include power source, SL100 1Torch, spare parts kit, air filter/regulator, work cable and clamp and power cable.

- TRUE Cut – 35 mm
- Quick Disconnect Torch for easy maintenance or machine torch conversion
- Auto-Restrike on mesh or expanded metal for maximum productivity
- TRUE-Guard roll bar for ultimate protection
- SureLok technology for better quality cuts and longer parts life

Specifications	
Recommended Cut	35 mm
Maximum Cut	45 mm
Pierce Rating	20 mm
Max Amperage Output	100 A
Output Power	12 kW
Dimensions	305 x 381 x 762 mm
Weight	28.1 kg
Air Pressure	5.2 bar
Air Flow	212 l/m
Input voltage	400V - 3 ph, 50/60 Hz
Duty Cycle	80% @ 100 A
Amperage Draw	27A @ 400 V, 3 ph

Wear & Spare Parts 1Torch	
Electrode	9-8215
Start Cartridge	9-8213
Start Cartridge – Heavy Duty	9-8277
Tip – Drag (60A)	9-8252
Tip – Standoff (90-100A)	9-8212
Tip – Gouging B (50-100A)	9-8226
Tip – Gouging C (60-120A)	9-8227
Tip – Gouging D (60-120A)	9-8228
Shield Cup	9-8218
Shield Cup Max Life	9-8237
Shield Cap (Drag only)	9-8236
Deflector	9-8243
Shield Cap - Gouging	9-8241

Ordering Information		
ESAB Cutmaster 100 6.1m SL100 400V 3ph CE		0559117304
ESAB Cutmaster 100 15.2m SL100 400V 3ph CE		0559117314

Options & Accessories		
Spare Parts Kit (100A)		5-2556
Circle Cutting Guide Deluxe		7-8910
Circle Cutting Guide kit		7-3291
Radius roller cutting guide kit		7-7501
Straight Line Cutting Guide		7-8911
Stand off cutting guide 40A		9-8251
Stand off cutting guide 60-120A		9-8281
Trigger guard		9-8420
Leather Lead Covers 6.1 m		9-1260
Leather Lead Covers 15.2 m		9-1280
Remote Pendant Control		7-3460
Hand Pendant Extension		7-7744
ATC 1Torch Lead Extension 4.6 m		7-7544
ATC 1Torch Lead Extension 7.6 m		7-7545
ATC 1Torch Lead Extension 15.2 m		7-7552
Single Stage Air Filter Kit		7-7507
Two Stage Air Filter		9-9387
Multi-Purpose Cart		7-8888
ATC® 1Torch® SL 100 75°6.1M		7-5206
ATC® 1Torch® SL 100 90°6.1M		7-5263

Note: All Spare Parts Kits include ten (10) Tips, five (5) Electrodes and one (1) Start Cartridge.



GOUGING PROFILES				
	Output Range	Depth	Width	Profile
Tip A	40 Amps (MAX)	Shallow	Narrow	
Tip B	50-100 Amps	Deep	Narrow	
Tip C	60-120 Amps	Moderate	Moderate	
Tip D	60-120 Amps	Shallow	Wide	
Tip E	120 Amps	Moderate	Wide	

Gouging profile chart for choosing the right gouging tip based on your application.

## ESAB Cutmaster 120

TRUE™ cut capacity



The ESAB Cutmaster 120, weighing only 28 kg and provides 120 amps of cutting power for a 40 mm recommended cut and 55 mm maximum cut. This compact unit, like all other Cutmasters, comes standard with the 1Torch providing you with the well known comfort and reliability famous throughout the industry.

Packages include power source, SL100 1Torch, spare parts kit, air filter/regulator, work cable and clamp and power cable.

- TRUE Cut – 40 mm
- Quick Disconnect Torch for easy maintenance or machine torch conversion
- Auto-Restrike on mesh or expanded metal for maximum productivity
- TRUE-Guard roll bar for ultimate protection
- SureLok technology for better quality cuts and longer parts life

Specifications	
Recommended Cut	40 mm
Maximum Cut	55 mm
Pierce Rating	25 mm
Max Amperage Output	120 A
Output Power	15.4 kW
Dimensions	305 x 381 x 762 mm
Weight	28.1 kg
Air Pressure	5.2 bar
Air Flow	212 l/m
Input voltage	400 V - 3 ph, 50/60 Hz
Duty Cycle	40% @ 120 A
Amperage Draw	32 A @ 400 V, 3 ph

Wear & Spare Parts 1Torch	
Electrode	9-8215
Start Cartridge	9-8213
Start Cartridge – Heavy Duty	9-8277
Tip – Drag (60A)	9-8252
Tip – Standoff (120A)	9-8253
Tip – Gouging B (50-100A)	9-8226
Tip – Gouging C (60-120A)	9-8227
Tip – Gouging D (60-120A)	9-8228
Tip – Gouging E (120A)	9-8254
Shield Cup	9-8218
Shield Cup Max Life	9-8237
Shield Cap (Drag only)	9-8258
Deflector	9-8243
Shield Cap - Gouging	9-8241

Ordering Information		
ESAB Cutmaster 120 6.1m SL100 400V 3ph CE		0559119304
ESAB Cutmaster 120 15.2m SL100 400V 3ph CE		0559119314

Options & Accessories	
Circle Cutting Guide Deluxe	7-8910
Circle Cutting Guide kit	7-3291
Radius roller cutting guide kit	7-7501
Straight Line Cutting Guide	7-8911
Stand off cutting guide 40A	9-8251
Stand off cutting guide 60-120A	9-8281
Trigger guard	9-8420
Leather Lead Covers 6.1 m	9-1260
Leather Lead Covers 15.2 m	9-1280
Remote Pendant Control	7-3460
Hand Pendant Extention	7-7744
ATC 1Torch Lead Extension 4.6 m	7-7544
ATC 1Torch Lead Extension 7.6 m	7-7545
ATC 1Torch Lead Extension 15.2 m	7-7552
Single Stage Air Filter Kit	7-7507
Two Stage Air Filter	9-9387
Multi-Purpose Cart	7-8888
ATC® 1Torch® SL 100 75°6.1M	7-5206
ATC® 1Torch® SL 100 90°6.1M	7-5263

Note: All Spare Parts Kits include ten (10) Tips, five (5) Electrodes and one (1) Start Cartridge.

GOUGING PROFILES				
	Output Range	Depth	Width	Profile
Tip A	40 Amps (MAX)	Shallow	Narrow	
Tip B	50-100 Amps	Deep	Narrow	
Tip C	60-120 Amps	Moderate	Moderate	
Tip D	60-120 Amps	Shallow	Wide	
Tip E	120 Amps	Moderate	Wide	

Gouging profile chart for choosing the right gouging tip based on your application.



Cutting guide kit (deluxe)



Straight line cutting guide



Single stage air filter



Two stage air filter

# 1Torch SL60, SL60QD & SL100

Light to heavy duty plasma torches



- Ergonomic handle with trigger release
- Easy replacement of wear parts, less wear parts
- New Advanced Torch Connector (ATC) quick disconnect option
- Excellent cutting ratios even at higher cutting speeds
- 1 year warranty

### Specifications SL60 / SL60QD 1Torch


Amperage Output, A	20-80
Operating Input Air Pressure Range	6.2 –8.6 bar
Air Flow Requirements	142 –235 l/s
Duty Cycle	100% at 60 A
Torch Air Pressure	5.2 bar
Torch Air Consumption	190 l/s

### Specifications SL100 1Torch

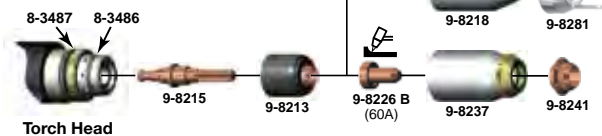
Amperage Output, A	20-120
Operating Input Air Pressure Range	6.2 –8.6 bar (90 –125 psi)
Air Flow Requirements	142 –235 l/s
Duty Cycle	100% at 100 A
Torch Air Pressure	5.2 bar
Torch Air Consumption	190 l/s

### Ordering Information

SL60QD Torch and Lead 6.1 m 75° Head	7-5604
SL60QD Torch and Lead 15.2 m 75° Head	7-5605
SL60QD Torch Handle Assembly 75° Head (no leads)	7-5680
SL60QD Lead 6.1 m	4-5604
SL60QD Lead 15.2 m	4-5605
SL60 Torch and Lead 6.1 m 75° Head	7-5204
SL60 Torch and Lead 15.2 m 75° Head	7-5205
SL60 Torch and Lead 6.1 m 90° Head	7-5260
SL100 Torch and Lead 6.1 m 75° Head	7-5206
SL100 Torch and Lead 6.1 m 90° Head	7-5263
SL100 Mechanised Torch 1.5 m 180° Body	7-5213
SL100 Mechanised Torch 3.0 m 180° Body	7-5214
SL100 Mechanised Torch 7.6 m 180° Body	7-5215
SL100 Mechanised Torch 15.2 m 180° Body	7-5216



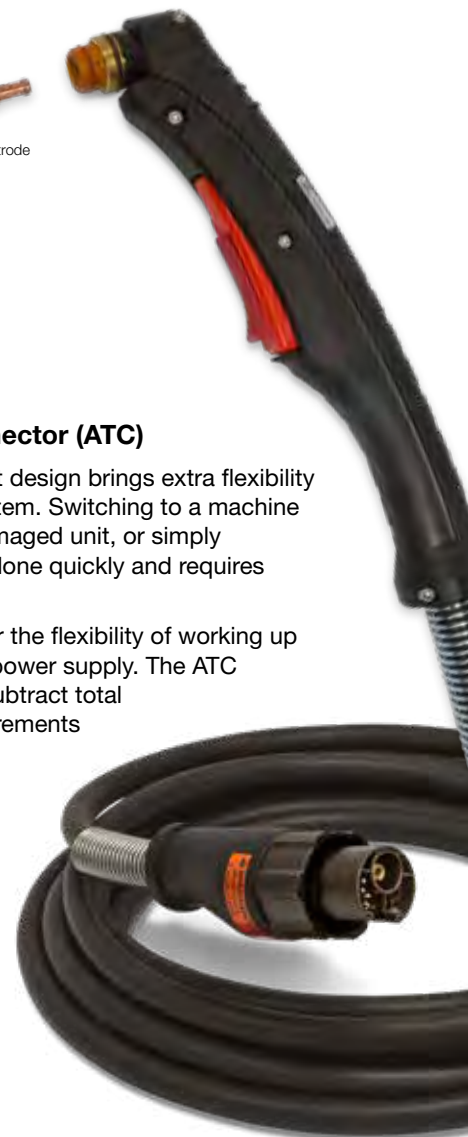
### SL60 Consumables



### Advanced Torch Connector (ATC)

The ATC quick disconnect design brings extra flexibility to almost any plasma system. Switching to a machine torch, swapping out a damaged unit, or simply changing lead lengths is done quickly and requires no tools.

ATC Lead extensions offer the flexibility of working up to 30.4 m away from the power supply. The ATC makes it easy to add or subtract total torch lead length as requirements change.



## PT- Plasma Torches

### PT-37

PT-37 Plasma Torch	
Description	Part Number
PT-37, with rack, 7,6 m cable	0558004862
PT-37, without rack, 5,2 m cable	0558004895
Torch support	0558005926

Options & Accessories (Mechanisation)	
CNC interface with 15,2 m cable	0558004215
Plug-and-play mechanisation kit	0558007885
Remote controller	0558008349



### PT-38



Ordering Information PT-38	
Plasma torch PT-38 - 7,6 m	0558006786
Plasma torch PT-38 - 15,2 m	0558006787
<i>Without consumables</i>	

Options & Accessories	
Kit consumables 60 A	0558008419
Kit consumables 90 A	0558007640
Deluxe torch guide kit (for circles Ø 45-1060 mm)	0558003258
Basic torch guide kit (for circles Ø 45-750 mm)	0558002675

Wear Parts for torch supplied with PowerCut™ 900	
Heat shield	0558008094
Nozzle 60 A	0558008417
Nozzle 40 A (Drag)	0558007682
Electrode	0558005220
Gas diffusor 30-70 A	0558005217
Stand Off guide	0558008592
Heat shield for gouging*	0558008591
Gouging nozzle*	0558008588

Wear Parts for torch supplied with PowerCut™ 1600	
Heat shield	0558008094
Nozzle 90 A	0558007680
Nozzle 70 A	0558005219
Nozzle 40 A (Drag)	0558007682
Electrode	0558005220
Gas diffusor 30-70 A	0558005217
Gas diffusor 90 A**	0558004870
Stand Off guide	0558006614
Heat shield for gouging **	0558008186
Gouging nozzle **	0558007681

\* Only for gouging with PowerCut 900

\*\* Only for gouging with PowerCut 1600

- Ergonomic handle for more comfortable operation
- Large switch for better handling when wearing protective gloves
- New blowback technology
- Simple replacement of wear parts, less wear parts.
- Robust strain relief
- Torch change without tools

## PT-39



### Ordering Information PT-39

PT-39 PC400 Replacement torch 4.5 *)	0558010576
PT-39 PC700 Replacement torch 7.6 *)	0558011580

\*) Wear parts to be ordered seperately


### Options & Accessories

Wear Part Kit 50A	0558010585
Wear Part Kit 20-30A	0558010586

### Wear & Spare Parts

Electrode	0558005220
Swirl Baffle 30-80A	0558005217
Nozzle 20-30A	0558011620
Nozzle 50A	0558004878
Heat Shield, CE	0558011868
Stand-off Guide	0558010581

## PT-26



### Ordering Information PT-26

Plasma torch PT-26 - 7,6 m – 70°	0558002208
Plasma torch PT-26 – 15,2 m – 70°	0558002209
Plasma torch PT-26 - 7,6 m – 90°	0558004031
Plasma torch PT-26 – 15,2 m – 90°	0558004032
PT-26 straight torch for mechanisation – 7,6 m	0558002320
PT-26 straight torch for mechanisation – 15,2 m	0558002321

### Options & Accessories

Kit consumables 150 A	0558002864
Kit consumables 300 A for Deuce Pack	0558004030
Leather protection for torch hose 7,6 m	0558002921
Leather protection for torch hose 15,2 m	0558002922
Gouging nozzle 200 A	0558003718
Gouging nozzle 300 A	0558003795
Heat shield for torch (for gouging)	0558003797

### Wear & Spare Parts

Torch body upper O-ring	0558003721
Torch body lower O-ring	0558003720
Electrode holder, incl. O-ring	0558003707
Electrode holder upper O-ring	0558003708
Electrode holder lower O-ring	0558003709
Baffle tube	0558003710
Insulator, incl O-ring	0558003711
Insulator O-ring	0558003712
Electrode, Air, N <sub>2</sub> , N <sub>2</sub> /H	0558003722
Electrode, Ar/H	0558003723
Nozzle 50 A (with O-ring)	0558003716
Nozzle 150 A (with O-ring)	0558003717
Nozzle 250 A (with O-ring)	0558003798
Nozzle 300 A (with O-ring)	0558003794
Electrode upper O-ring	0558003724
Electrode lower O-ring	0558003725
Stand-off guide	0558003713



Basic circular guide set for PT-38



The deluxe Torch Package for round cuts from 45 to 1060 mm Ø. The middle is fixed with a pin, magnet or sucker pad. Also suitable for straight cuts.



Consumables set PT-38











# UNRIVALED SERVICE AND SUPPORT.

All ESAB products are backed by our commitment to superior customer service and support. Our skilled customer service department is prepared to quickly answer any questions, address problems, and help with the maintenance and upgrading of your machines. And our products are backed with the most comprehensive warranty in the business.

With ESAB, you can be sure you purchased a product that will meet your needs today and in the future. Product and process training is also available. Ask your ESAB sales representative or distributor for a complete ESAB solution.

For more information please visit [esab.com](http://esab.com)



ESAB / [esab.com](http://esab.com)

